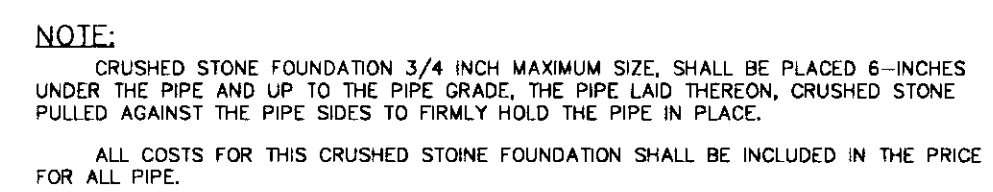




4"YELLOW LINE(TYP.)

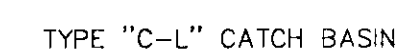
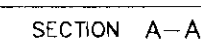


FOR 90 DEGREE SPACES: L=18'
FOR DIAGONAL SPACES: L=20'

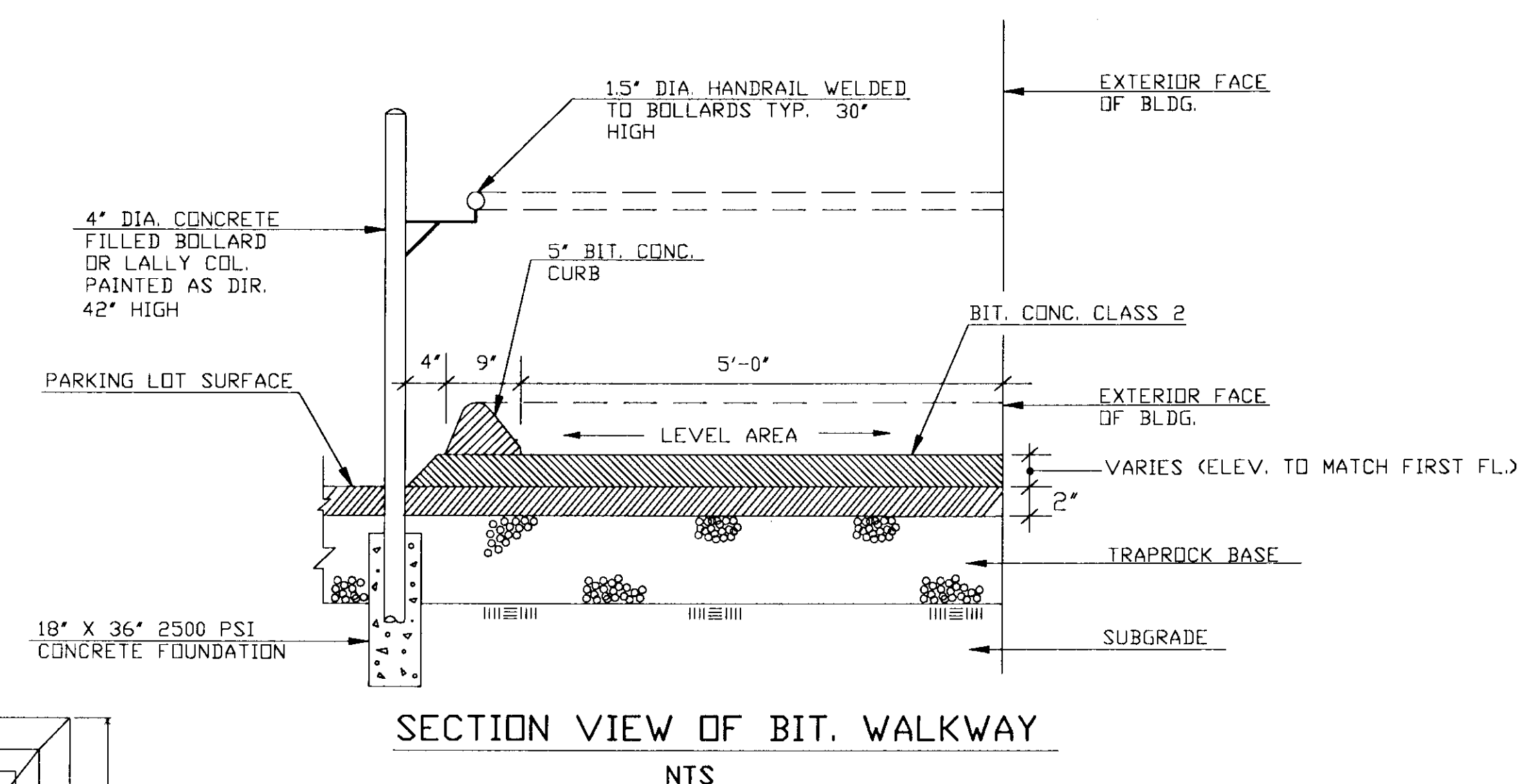


CRUSHED STONE HAUNCHING, 3/4-INCH MAXIMUM SIZE, SHALL BE BROUGHT TO A LEVEL TO THE TOP OF THE PIPE AND OUT TO THE TRENCH WALL AT THIS ELEVATION FOR ALL PIPE TO AND INCLUDING 10-INCH SIZE AND FOR ALL PLASTIC PIPE.

TYPICAL TRENCH CROSS SECTION
SHOWING CRUSHED STONE
FOUNDATION AND HAUNCHING,
AND BACKFILL



TYPE "C-L" CATCH BASIN



CITY OF HARTFORD, CONNECTICUT
DEPARTMENT OF PUBLIC WORKS
TRANSPORTATION SERVICES BUREAU

POLICE SUBSTATION

MISCELLANEOUS SITE DETAILS

SUBMITTED		RECOMMENDED		APPROVED	
PROJECT ENGINEER		MANAGER		CITY ENGINEER	
DRAWN <u>LAL</u>	SCALE:	DAYBOOK NO. <u>011397</u>	SHEET		
CHECKED <u>JLB</u>	AS-NOTED	DATE <u>MAR. 1994</u>	DETAILS.DWG		