FHWA REGION NO.	STATE	TOWN	FED. AID PROJ. NO.	PROJ. NO.	YEAR	ROUTE NO.	SHEET NO.	TOTAL SHEETS
1	CONN	HARTFORD	TEA-PEDS(40)	63-529	1999	–	14	28

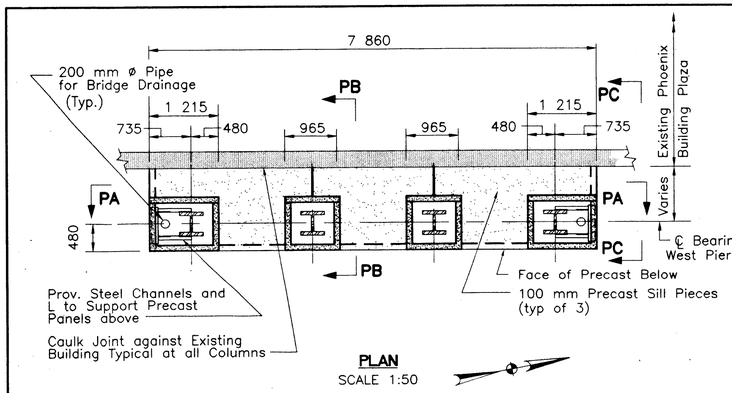

PLAN
SCALE 1:50

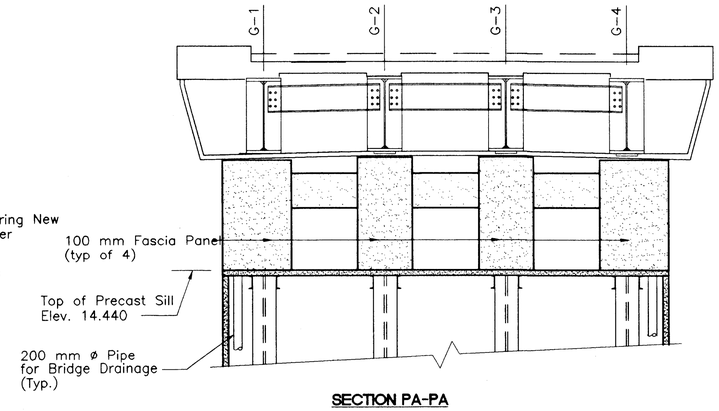

SECTION PA-PA
SCALE 1:50

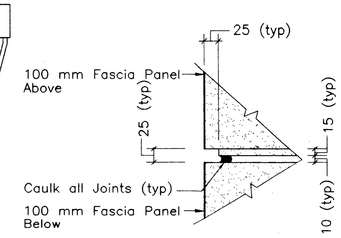

PRECAST JOINT DETAIL PF
SCALE 1:5

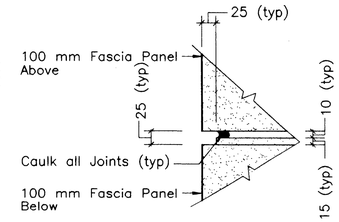

PRECAST JOINT DETAIL PG
SCALE 1:5

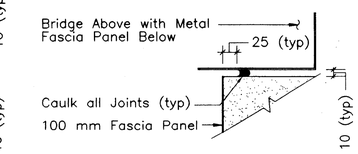

PRECAST JOINT DETAIL PH
SCALE 1:5

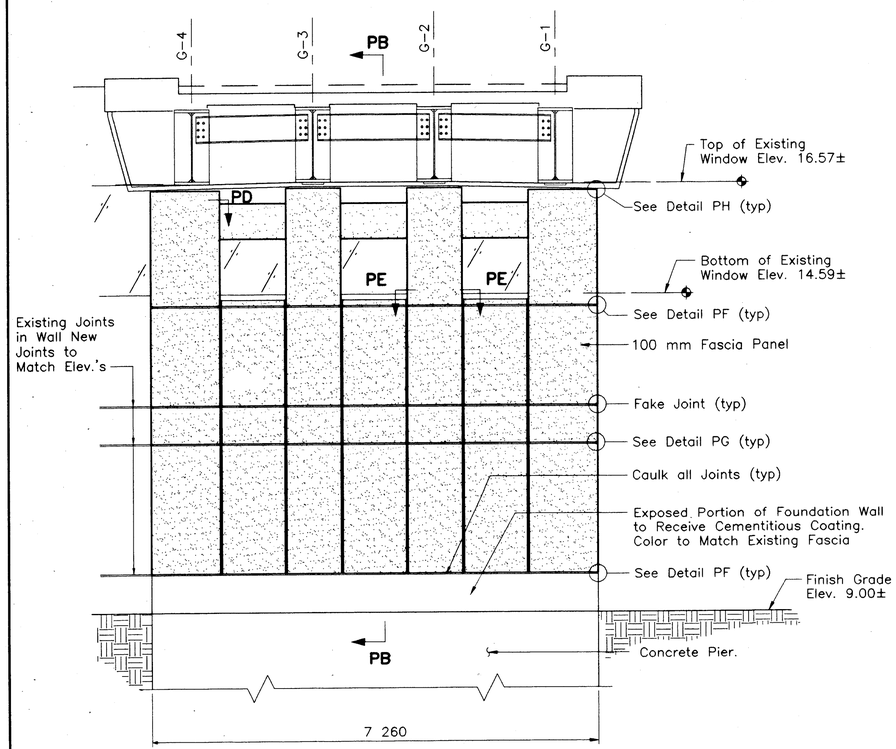

ELEVATION
SCALE 1:50

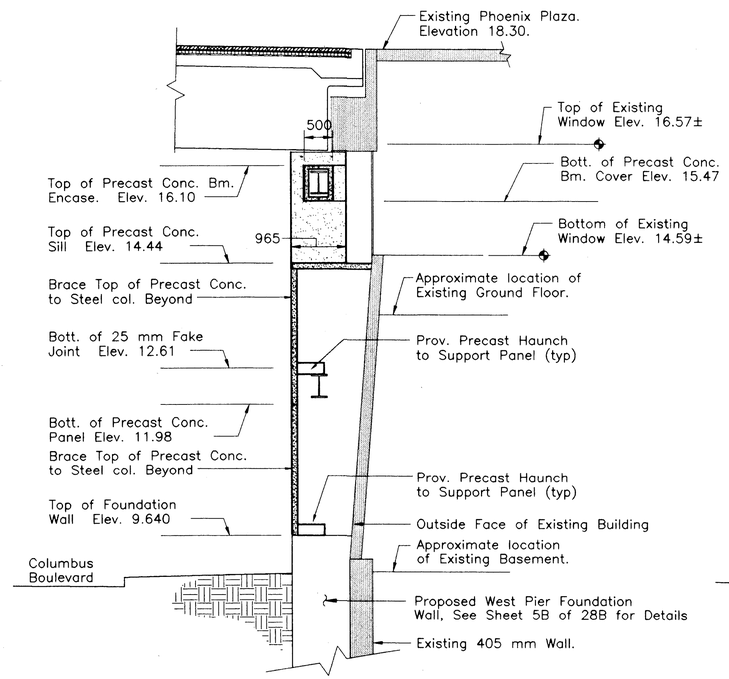

SECTION PB-PB
SCALE 1:50

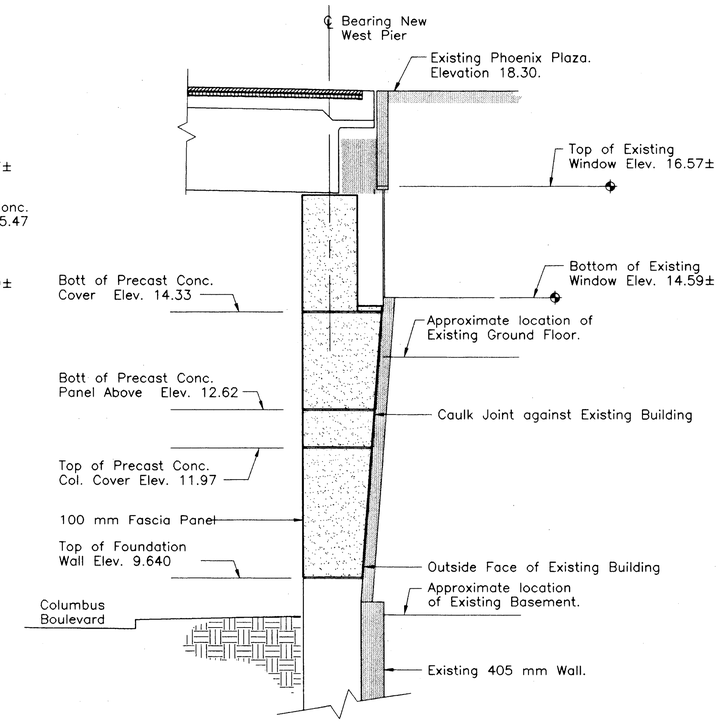

SECTION PC-PC
SCALE 1:50

NOTES:

1. All dimensions shown are in millimeters unless otherwise noted.
2. All elevations are in meters.
3. Precast fabricator is responsible for designing and supplying all required connections to steel members. All items necessary for the installation of the precast panels shall be included in the item "Architectural Precast Panels".
4. Precast is to match existing fascia panels in texture and color.
5. All Elevations Shown for Precast Members were Taken from Existing Drawings. Contractor to Verify Elevations in Field prior to Fabrication of the new Precast Concrete Panels. Joints in new Panel are to Line up with Joints in Existing Panels

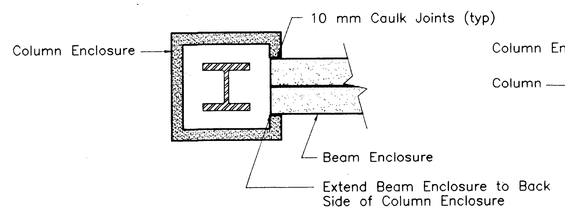

PLAN DETAIL PD
SCALE 1:25

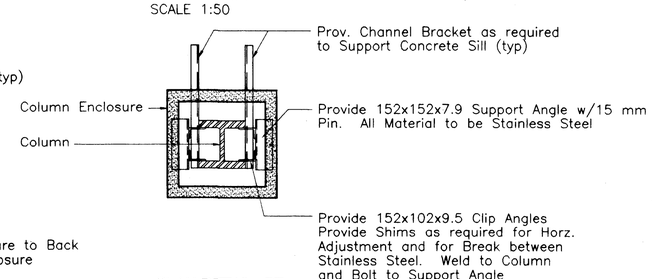

PLAN DETAIL PE
SCALE 1:25

NO.	DATE	DESCRIPTION

REVISIONS

CITY OF HARTFORD

PEDESTRIAN BRIDGE
OVER
COLUMBUS BOULEVARD

PRECAST DETAILS

ENGINEER: MACCHI ENGINEERS, LLC
DESIGNER: JB | DRAFTER: JB | CHECKER: JB
APPROVED James Brockman DATE: 9-17-99
STRUCTURE NO. | BRIDGE LOG NO. | STRUCTURE SHEET NO. 9B of 28B