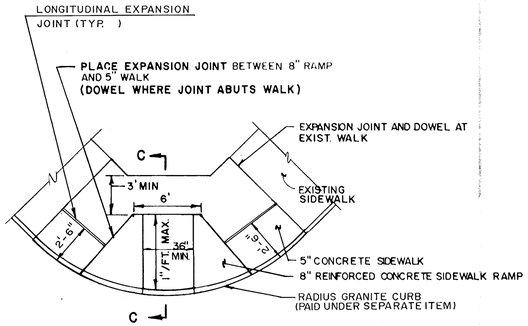

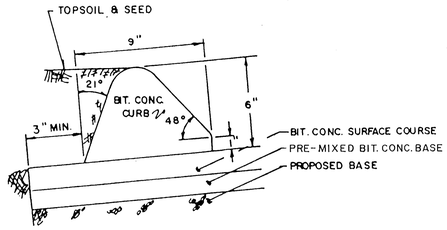

BITUMINOUS CURB SECTION

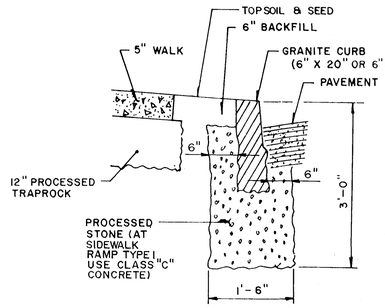

STRAIGHT GRANITE CURB SECTION

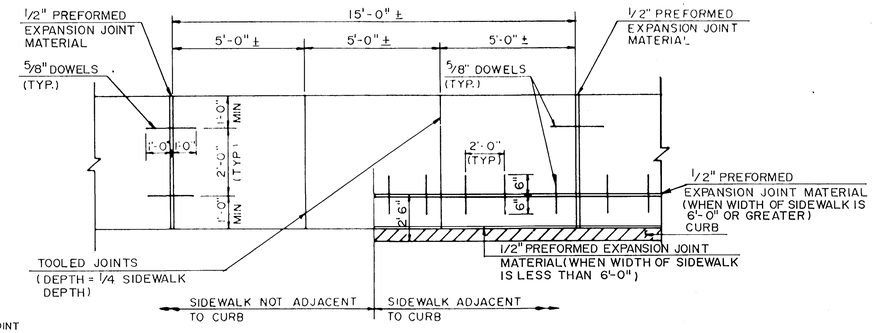

PLAN
SIDEWALK

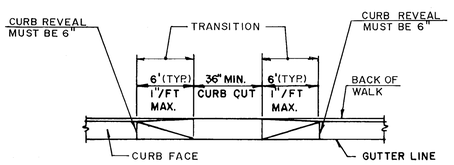

SIDEWALK RAMP TYPE 2

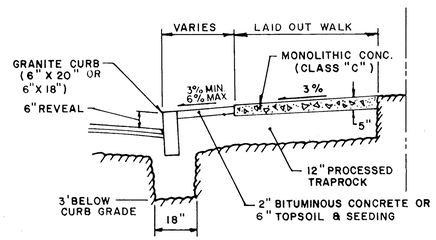

5" WALK SECTION

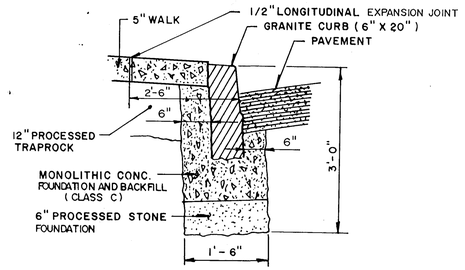

RADIUS GRANITE CURB SECTION

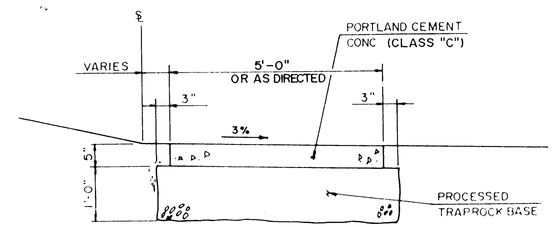

SECTION
5" THICK CONCRETE SIDEWALK

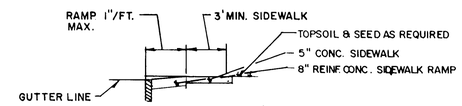

SECTION C-C

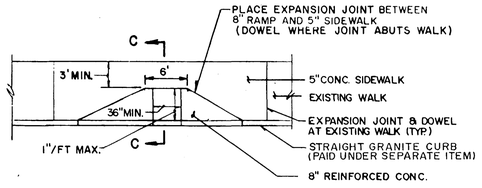

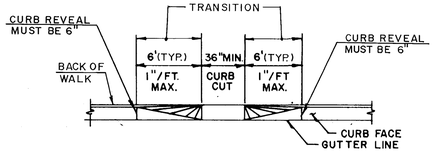

SIDEWALK RAMP TYPE 1

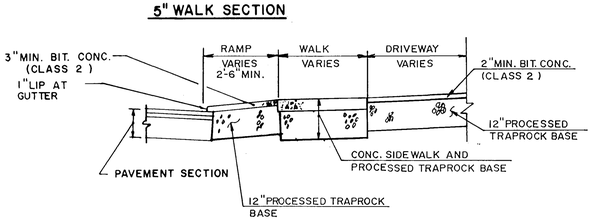

BITUMINOUS RAMP AND DRIVEWAY
(SECTION)

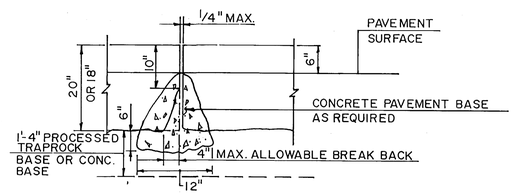

ELEVATION

TYPICAL JOINT DETAIL FOR
STRAIGHT GRANITE CURB

*FOR GRANITE CURB: SET THE LAST SECTION TO MATCH EXIST. CONC. DRIVEWAY RAMP
FOR B.C.L.C.: 10" TRANSITION SECTION TO MATCH EXIST. CONC. DRIVEWAY RAMP

CURBING TRANSITION AT EXISTING
CONCRETE DRIVEWAY RAMP

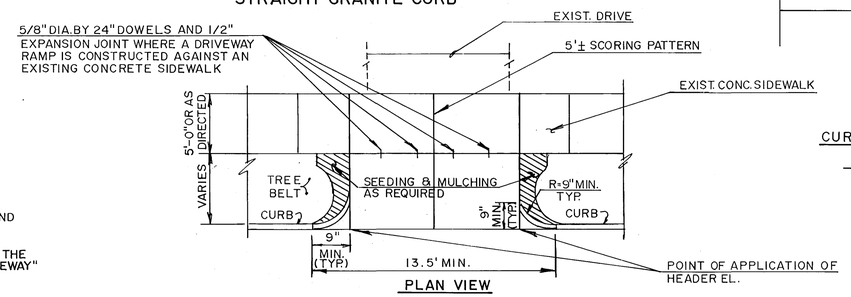

PLAN VIEW

NOTE:

BITUMINOUS CONCRETE LIP CURBING AND BITUMINOUS CONCRETE INSTALLED AS PART OF THE DRIVEWAY BEYOND THE PAYMENT LIMIT SHALL BE INCLUDED IN THE COST FOR "BITUMINOUS CONCRETE DRIVEWAY"

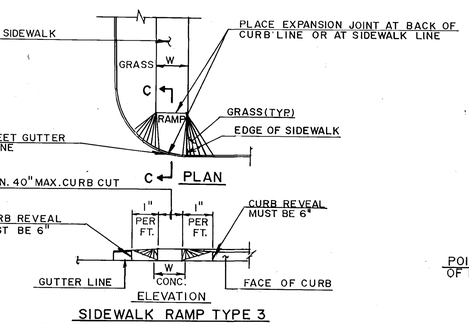

SIDEWALK RAMP TYPE 3

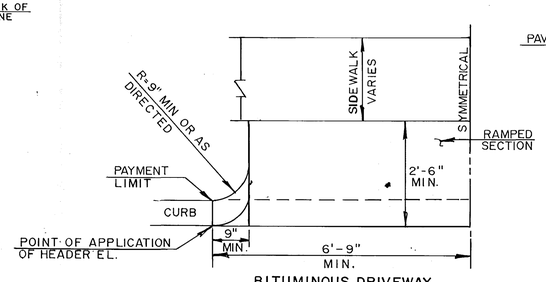

BITUMINOUS DRIVEWAY
(HALF PLAN)

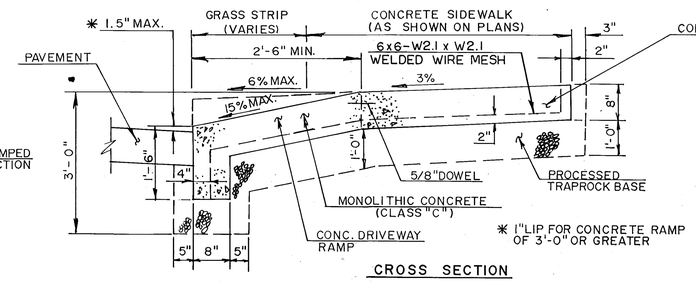

CROSS SECTION

DETAILS OF CONCRETE RAMP

NO.	DATE	REVISION

DESIGNED: A.M.
DRAWN: T.N.S.
CHECKED: P.L.
APPROVED: R.C.G.
DATE JULY 6, 1990
SCALE N.T.S.

CONTRACT NO. E90-23

MISCELLANEOUS DETAILS

THE CITY OF
HARTFORD, CONNECTICUT

PURCELL ASSOCIATES

SHEET NO. 4 OF 13

DAYBOOK NO. 011211

602/15