← SARGEANT STREET →

CURB PROFILE

HOR. SCALE 1"=20'
VER. SCALE 1"=2'
Stations measured on ℄ and on slope

Day Book No. 08115 Note Book * 700

CITY OF HARTFORD
Department of Engineering

Feb-1940


34+0
33+50
33+0
32+50
32+0
31+50
31+0
30+50
30+0
29+50
WOODLAND STREET
1.10%
0.70%
0.40%
0.25%
0.25%
0.70%
0.80%
0.70%
0.50%
0.30%
0.25%
0.75%
High Point
Hold High Point
Hold P.I. Here
72.34
72.90
73.60
73.80
73.92
73.80
73.58
72.50
73.10
73.45
73.85
74.10
74.16
74.00
P.I.
Drop .10 Hold P.I.
Hold P.I.
Old 73.58 drop .10
Sewer M.H.
Asphalt
Header
72.80
73.15
73.42
73.70
73.92
73.81
73.46
72.10
73.70
73.63
72.43C
72.55W
72.80C
73.09W
73.09C
73.40W
73.33C
73.80W
73.62C
74.01W
73.82C
74.06W
73.76C
74.07W
73.28C
73.72W
72.95C
73.30W
73.08C
73.45W
73.22C
73.73W
73.54C
73.98W
73.94C
74.36W
73.66C
74.21W
73.27C
73.62W
R 1/2"
R 1"
R 3/4"
R 1"
33+04.55 C.M.S.
33+02.8 Old S.E. P.C. and 72.45C
33+00.4 Header
30+43.3 W. end drive
30+37.5 E. end drive
29+97.6 W. end drive
29+88.5 E. end drive
W. end drive
E. end drive
Old 73.52
0.34%
Old

← South Walk →
Woodland St East to Station 31+75
Then run out to regular layout
Set Walk against Curb

Face Walk 3/8" above Curb
Walk Pitch 1 5/8
2" above Curb
Total 2"

PRINTED IN U.S.A.
ON IMPERIAL TRACING CLOTH

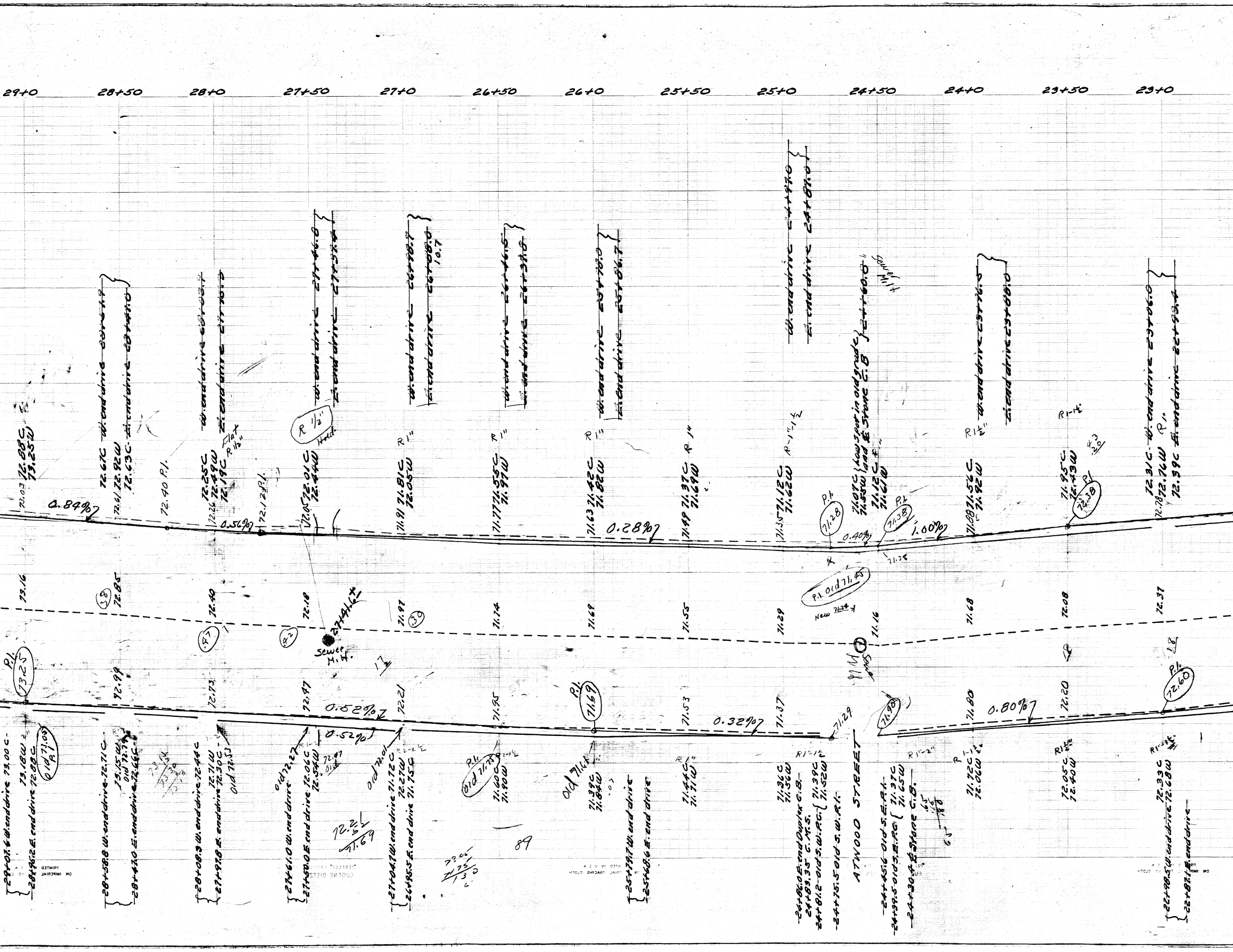

29+0
28+50
28+0
27+50
27+0
26+50
26+0
25+50
25+0
24+50
24+0
23+50
23+0
W. end drive
E. end drive
0.84%
0.56%
0.28%
0.40%
1.60%
0.52%
0.32%
0.80%
P.I.
72.90 P.I.
72.1 P.I.
71.28
71.38
72.38
P.I. old 71.45
New 71.24
Low spot in old grade and E. Stone C.B.
R 1/2"
R 1"
R 1½"
Flat
73.16
72.85
72.40
72.18
71.97
71.74
71.69
71.55
71.29
71.16
71.68
72.08
72.31
Sewer M.H.
73.25
72.99
72.73
72.47
72.21
71.95
71.69
71.53
71.37
71.29
71.40
71.80
72.20
72.60
old 73.05
old 72.27
old 72.01
old 71.71
old 71.61
ATWOOD STREET
old S.W. R.I.
old S.E. R.I.
E. end Duplex C.B.
E. Stone C.B.

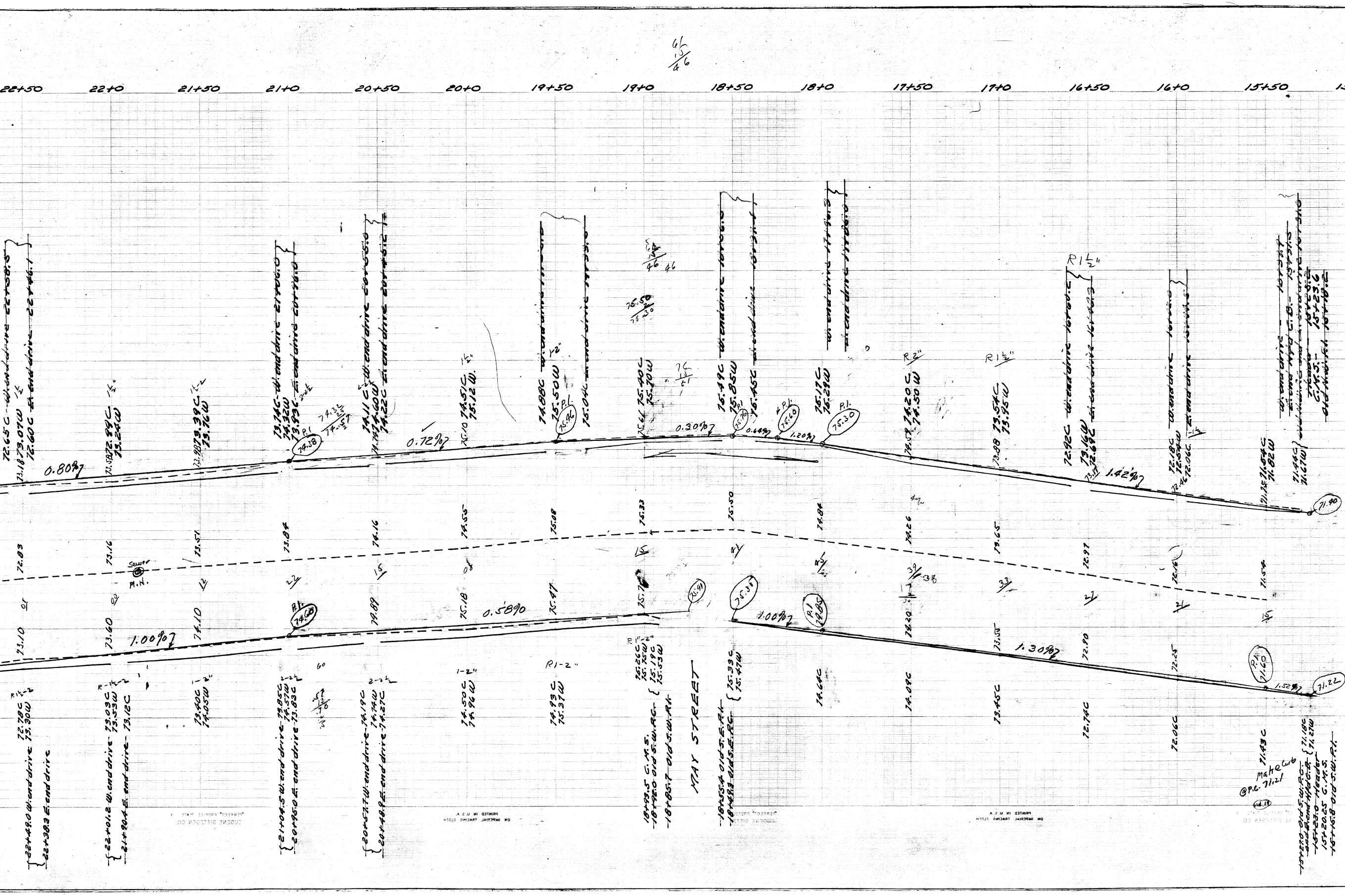

61
15
46
22+50
22+0
21+50
21+0
20+50
20+0
19+50
19+0
18+50
18+0
17+50
17+0
16+50
16+0
15+50
72.65C
73.18 73.07W
72.60C
0.80%
73.58 72.99C
73.24W
73.98 73.39C
73.76W
73.74C – W. end drive
74.32W
73.93C E. end drive
P.I. 74.38
74.32
74.57
74.11C W. end drive
74.74 74.60W
74.22C E. end drive
0.72%
75.10 74.51C
75.12W
74.88C W. end drive
75.50W
P.I. 75.46
75.04C E. end drive
75.61 75.40C
75.70W
75.50
75.30
46
0.30%
75.49C W. end drive
75.85W
P.I. 75.76
75.45C E. end drive
0.64%
P.I. 75.60
1.20%
75.17C W. end drive
75.29W E. end drive
P.I. 75.30
R 2"
74.59 74.20C
74.50W
R 1½"
73.88 73.54C
73.95W
R 1½"
72.92C W. end drive
73.16W
72.69C E. end drive
73.17
1.42%
72.18C W. end drive
72.54W
72.46 72.06C E. end drive
71.75 71.84C
71.82W
71.44C
71.67W
W. end drive
C.B.
Header
C.M.S.
15+23.6
71.40
72.83
73.16
73.51
73.84
74.16
74.55
75.08
75.33
75.50
74.84
74.26
73.65
72.91
72.16
71.54
Sewer M.H.
P.I. 74.60
1.00%
0.58%
75.91
75.38
1.00%
P.I. 74.85
1.30%
P.I. 71.60
1.52%
71.22
73.10
73.60
74.10
74.88
75.18
75.47
75.76
74.20
73.55
72.90
72.25
R1½-2
72.78C
73.30W
22+49.0 W. end drive
22+38.3 E. end drive
R-1½-2
73.03C
73.53W
73.12C
22+01.2 W. end drive
21+90.4 E. end drive
1-2"
73.40C
74.05W
2-2½
73.85C
74.57W
73.83C
21+04.5 W. end drive
20+95.0 E. end drive
60
2-2½
74.19C
74.74W
74.27C
20+57.7 W. end drive
20+48.9 E. end drive
1-2"
74.50C
74.96W
R1-2"
74.93C
75.37W
R1"-2"
75.26C
75.75W
75.19C
75.53W
18+93.5 C.M.S.
18+92.0 Old S.W.P.C.
18+85.7 Old S.W.P.I.
MAY STREET
75.33C
75.47W
18+55.4 Old S.E.P.I.
18+49.3 Old S.E.P.C.
74.64C
74.09C
73.45C
72.74C
72.06C
71.43C
Make Curb @P.C. 71.21
71.18C
71.27W
15+27.0 Old S.W.P.C. and E. end Hdr C.B.
15+23.0 Header
15+20.25 C.M.S.
15+15.8 Old S.W.P.I.

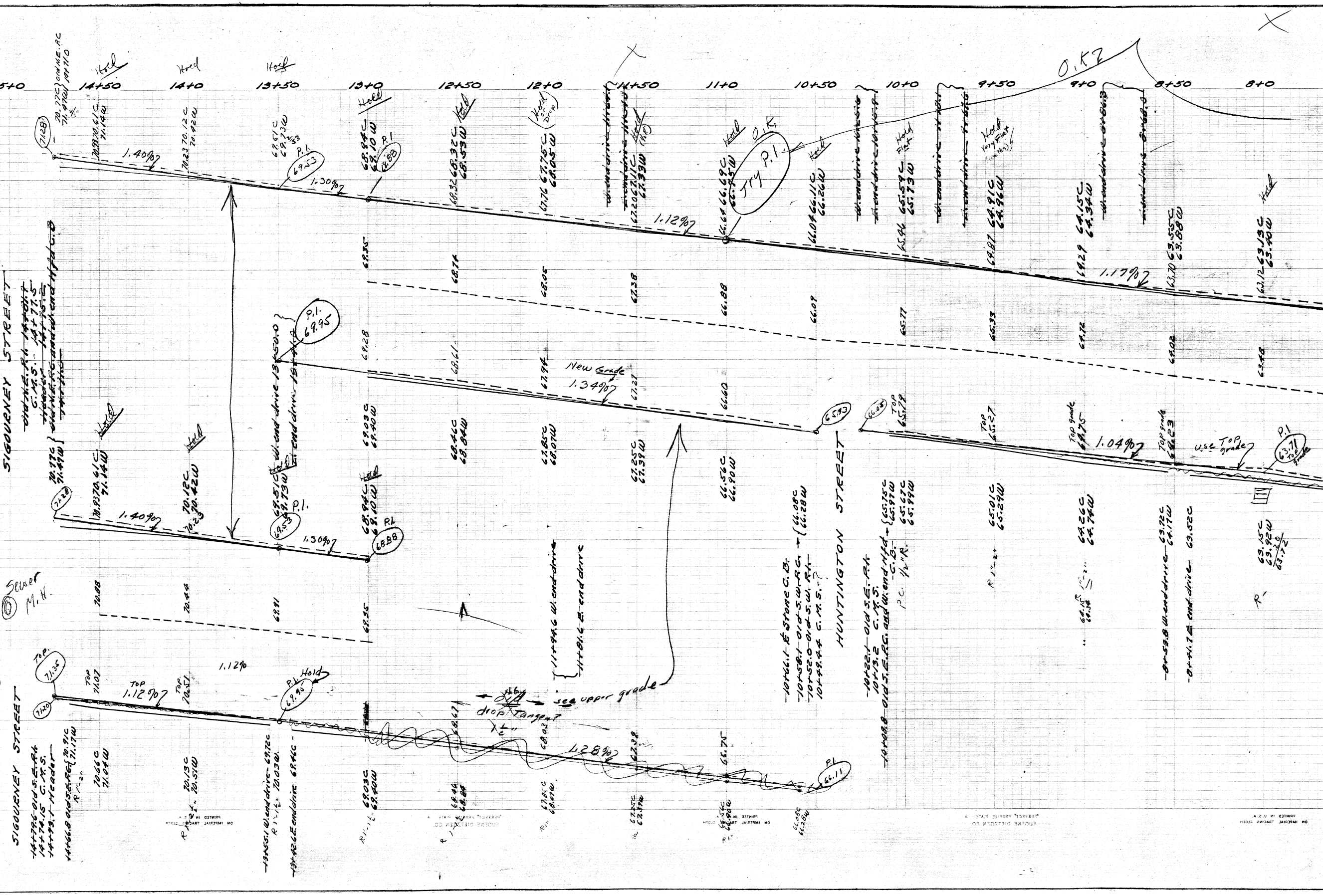
15+0
14+50
14+0
13+50
13+0
12+50
12+0
11+50
11+0
10+50
10+0
9+50
9+0
8+50
8+0
Hold
O.K.
O.K.
Try P.I.
71.28
1.40%
P.I. 69.53
1.30%
68.88
1.12%
1.17%
Very Flat
Hold Flat
SIGOURNEY STREET
P.I. 69.95
New Grade 1.34%
65.93
66.05
Top
Top grade
1.04%
use Top grade
P.I. 63.71
71.28
1.40%
P.I. 69.53
1.30%
P.I. 68.88
HUNTINGTON STREET
Sewer M.H.
Top 71.35
71.20
1.12%
1.12%
P.I. 69.90 Hold
see upper grade
drop Tangent ½"
1.28%
P.I. 66.1
SIGOURNEY STREET
W. end drive
E. end drive

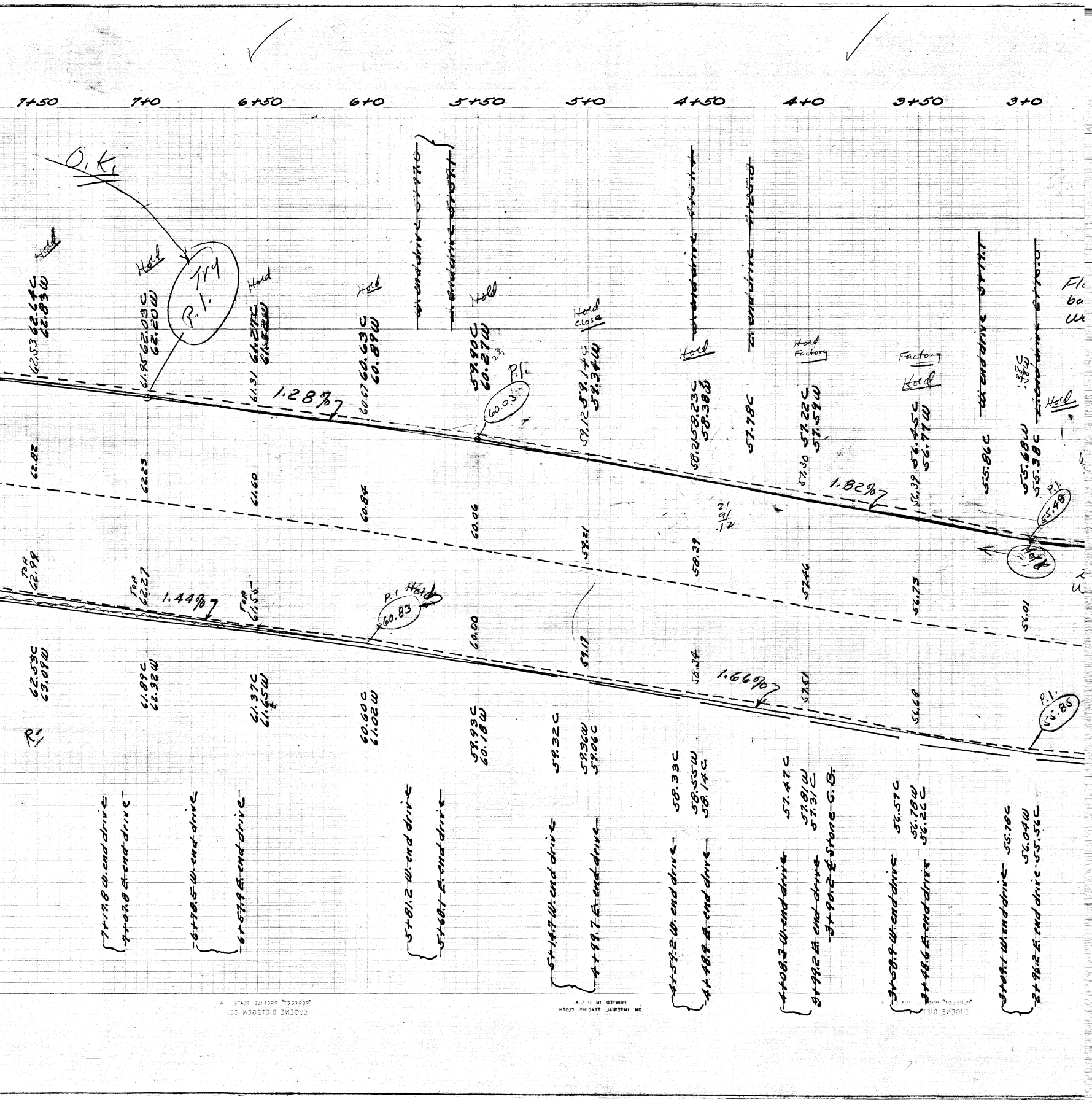
7+50
7+0
6+50
6+0
5+50
5+0
4+50
4+0
3+50
3+0
O.K.
Try P.I.
Hold
Hold
Hold
Hold
Hold
Hold close
Hold
Hold Factory
Factory
Hold
Hold
62.53 62.64C 62.83W
61.95 62.03C 62.20W
61.31 61.27C 61.53W
60.67 60.63C 60.89W
59.90C 60.27W
59.12 59.14 59.37W
58.21 58.23C 58.38W
57.78C
57.30 57.22C 57.54W
56.39 56.45C 56.77W
55.86C
55.68W 55.38C
.38C .38W
1.28%
P.I. 60.03
1.82%
P.I. 55.48
Hold
62.82
62.23
61.60
60.84
60.06
58.21
58.39
57.46
56.73
56.01
21 .01 .12
TOP 62.99
TOP 62.27
TOP 61.55
1.44%
P.I. Hold 60.83
60.00
59.17
58.34
1.66%
57.51
56.68
P.I. 56.85
62.53C 63.09W
61.89C 62.32W
61.37C 61.65W
60.60C 61.02W
59.93C 60.18W
59.32C
59.36W 59.06C
58.33C
58.55W 58.14C
57.47C
57.81W 57.31C
56.57C
56.78W 56.26C
55.78C
56.04W 55.56C
R
7+19.8 W. end drive
7+07.8 E. end drive
6+78.5 W. end drive
6+57.9 E. end drive
5+81.2 W. end drive
5+68.1 E. end drive
5+14.7 W. end drive
4+99.7 E. end drive
4+59.2 W. end drive
4+48.9 E. end drive
4+08.3 W. end drive
3+99.2 E. end drive
3+90.2 ℄ Stone C.B.
3+58.9 W. end drive
3+48.6 E. end drive
3+09.1 W. end drive
2+96.2 E. end drive