
Stone
As Built By M.C.G.
River Sand Fill
Pay Line
33+00
Original Ground
Layout ℄
60
40
20
20
40
60
80
1+00
35
30
25
20
594/123 5/11/36
593/124 6/19/36
32+75
River Sand
℄
1+0
9.0'
594/75 4/4/36
32+50
Silty Sand
32+25
As Built By M.C.G.
Pay Line
River Sand
9.0'
Silty Sand Fill
593/129 6-27-36
As Built By M.C.G.
Pay Line 1½-1
32+0
594/123 5/11/36
593/124 6/19/36
594/75 4/4/36
Original Ground
31+75
594/123 5/11/36
31+50
15

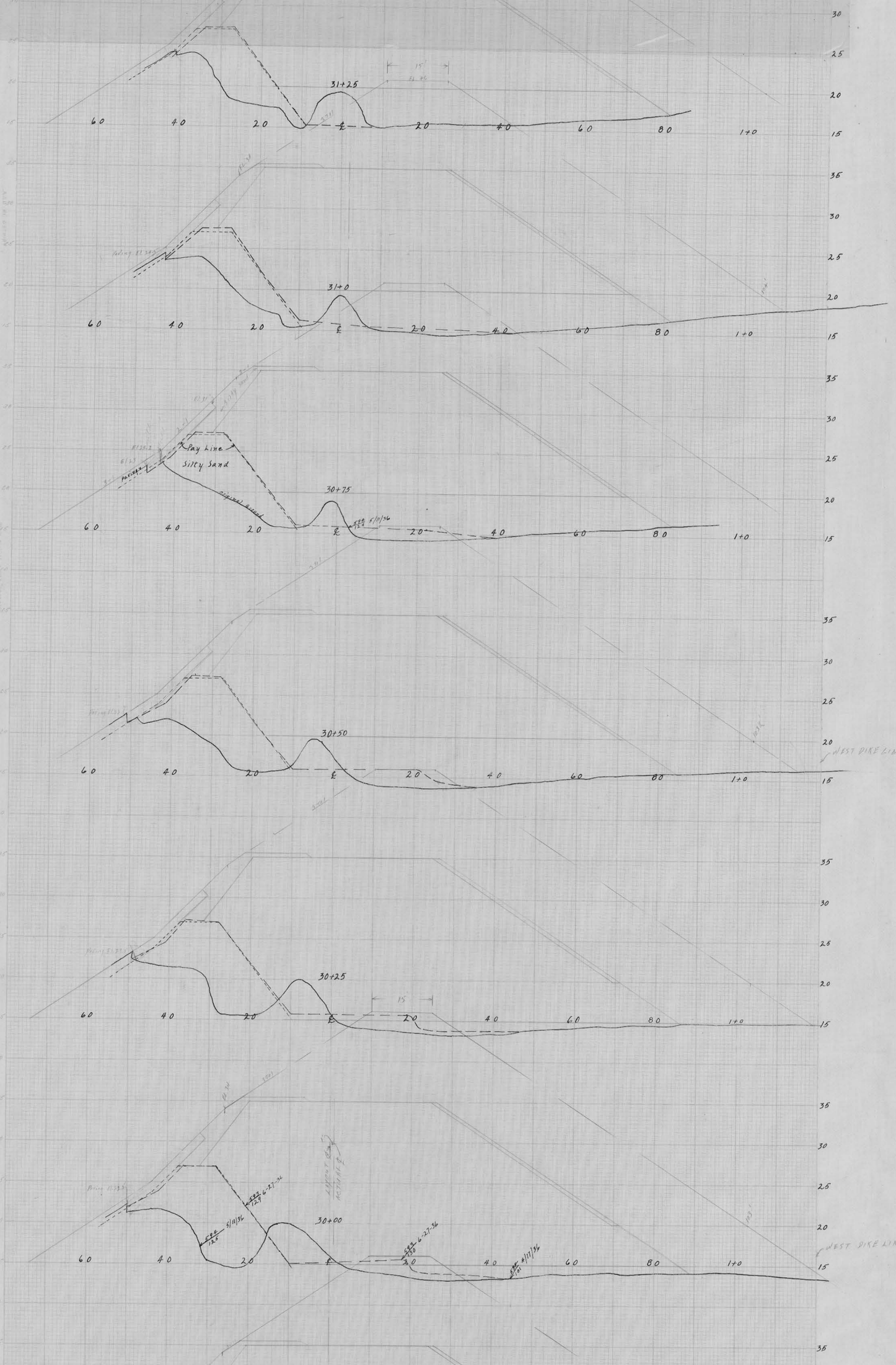

30
25
15'
31+25
20
60
40
20
℄
20
40
60
80
1+0
15
35
30
Paving El 23.5
25
31+0
20
60
40
20
℄
20
40
60
80
1+0
15
35
El 31
Silty Sand
El 35.2
El 23
Paving
Pay Line
Silty Sand
30
25
Original Ground
30+75
20
594/124 5/11/36
60
40
20
℄
20
40
60
80
1+0
15
35
30
25
30+50
20
WEST DIKE LINE
60
40
20
℄
20
40
60
80
1+0
15
35
30
25
30+25
20
15'
60
40
20
℄
20
40
60
80
1+0
15
35
El 34
Layout ℄
Actual ℄
30
25
593/129 6-27-36
20
30+00
594/125 5/11/36
WEST DIKE LINE
593/130 6-27-36
594/101 6/17/36
60
40
20
℄
20
40
60
80
1+0
15
35

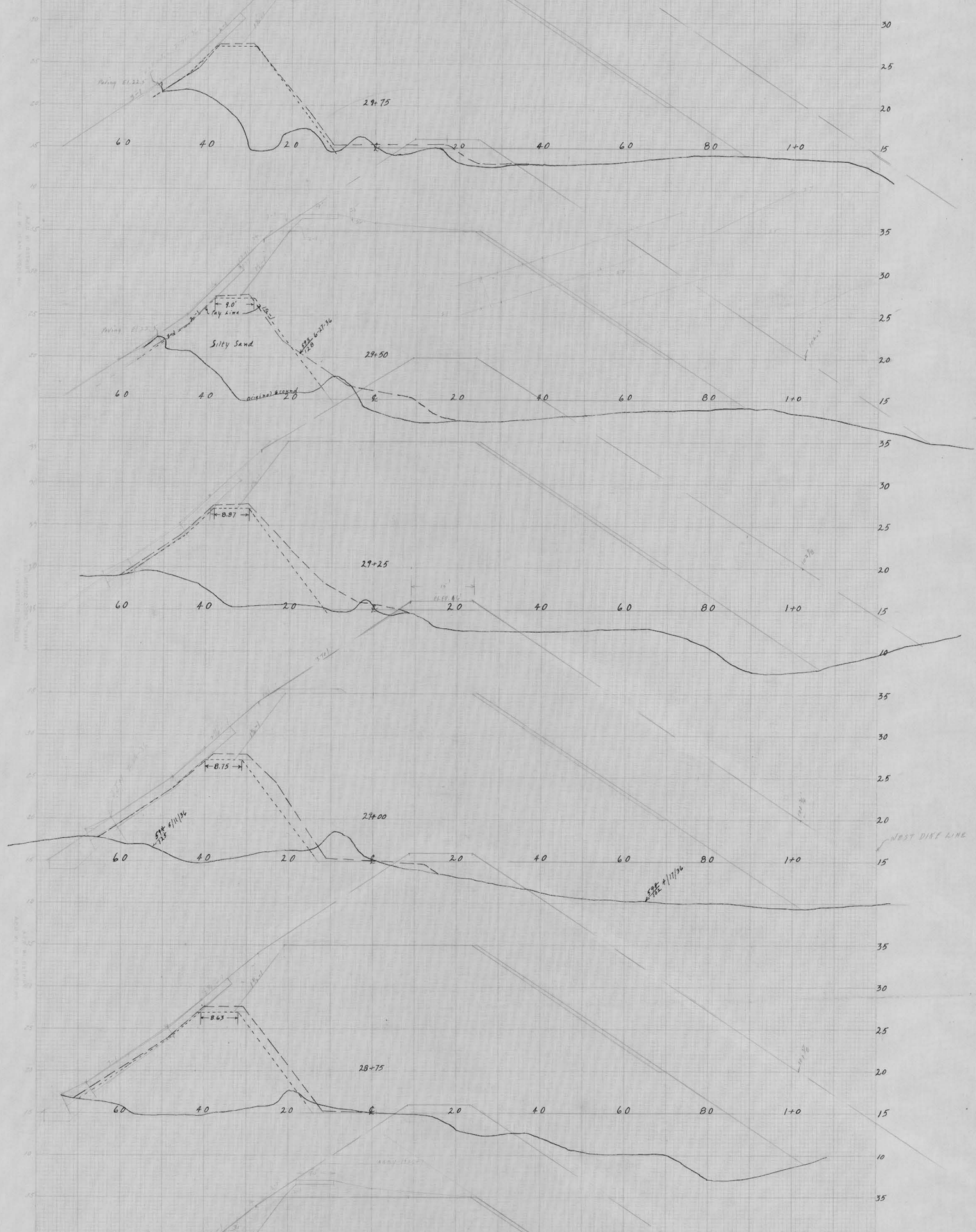
Paving El. 22.5
29+75
60
40
20
℄
20
40
60
80
1+0
30
25
20
15
Paving El. 22.5
9.0'
Pay Line
Silty Sand
594 6-27-36
128
29+50
original ground
35
30
25
20
15
8.87
29+25
15'
35
30
25
20
15
10
8.75
594 6/11/36
125
29+00
594 6/17/36
152
WEST DIKE LINE
35
30
25
20
15
8.63
28+75
35
30
25
20
15
10
35

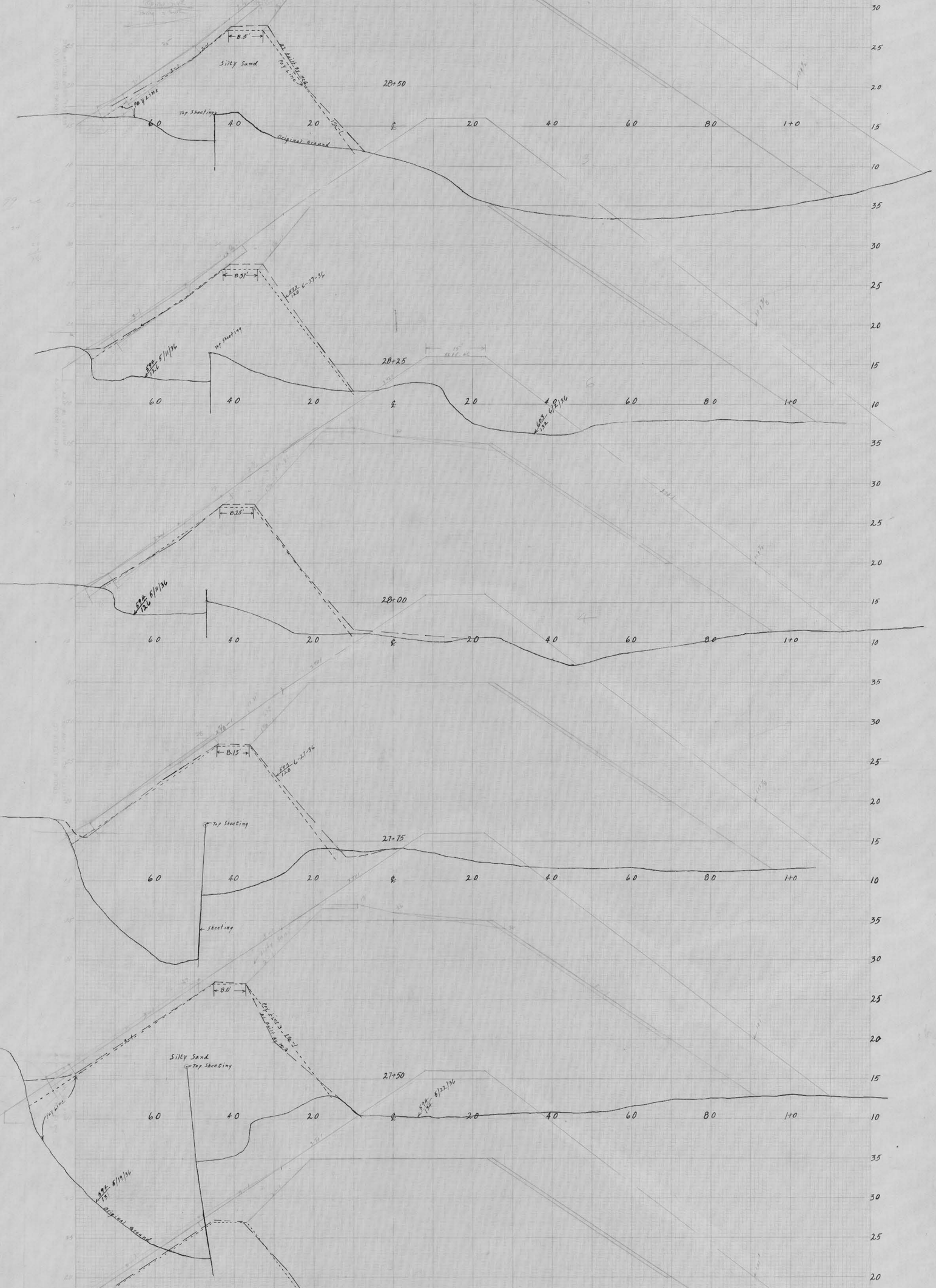
28+50
8.5'
3-1
Silty Sand
As Built By HCG
Pay Line
Pay Line
Top Sheeting
1½-1
Original Ground
60
40
20
℄
20
40
60
80
1+0
28+25
8.37'
593/128 6-27-36
594/126 5/11/36
Top Sheeting
15'
603/132 6/2/36
28+00
8.25'
594/126 5/11/36
27+75
8.13'
593/128 6-27-36
Top Sheeting
Sheeting
27+50
8.0'
3-1
Pay Line 3 - 1½-1
As Built By HCG
Silty Sand
Top Sheeting
Pay Line
594/131 5/19/36
Original Ground
594/134 5/22/36
30
25
20
15
10
35


27+25
60
40
20
20
40
60
80
1+0
Silty Sand
27+00
Sheeting after pumping before filling
Position of sheeting after filling
N.B. 603/133
594/132 6-27-36
WEST DIKE LINE
See Records report for 26+91 (Book)
26+75
594/131 5/19/36
594/132 6-27-36
594/133 5/22/36
Silty Sand
Top Sheeting
WEST DIKE LINE
26+50
26+25
Top Sheeting
594/132 6-26-36
Silty sand
26+00
594/132 5/19/36
594/133 5/22/36
Sta 25+94
cut
Sta 26+00
603/132 6/2/36
15
10
35
30
25
20

Note: Fill on E. side of sheeting made between May 27 and about June 1 1936. Sheeting was forced back to position shown at Sta. 27+00 + 27+25.

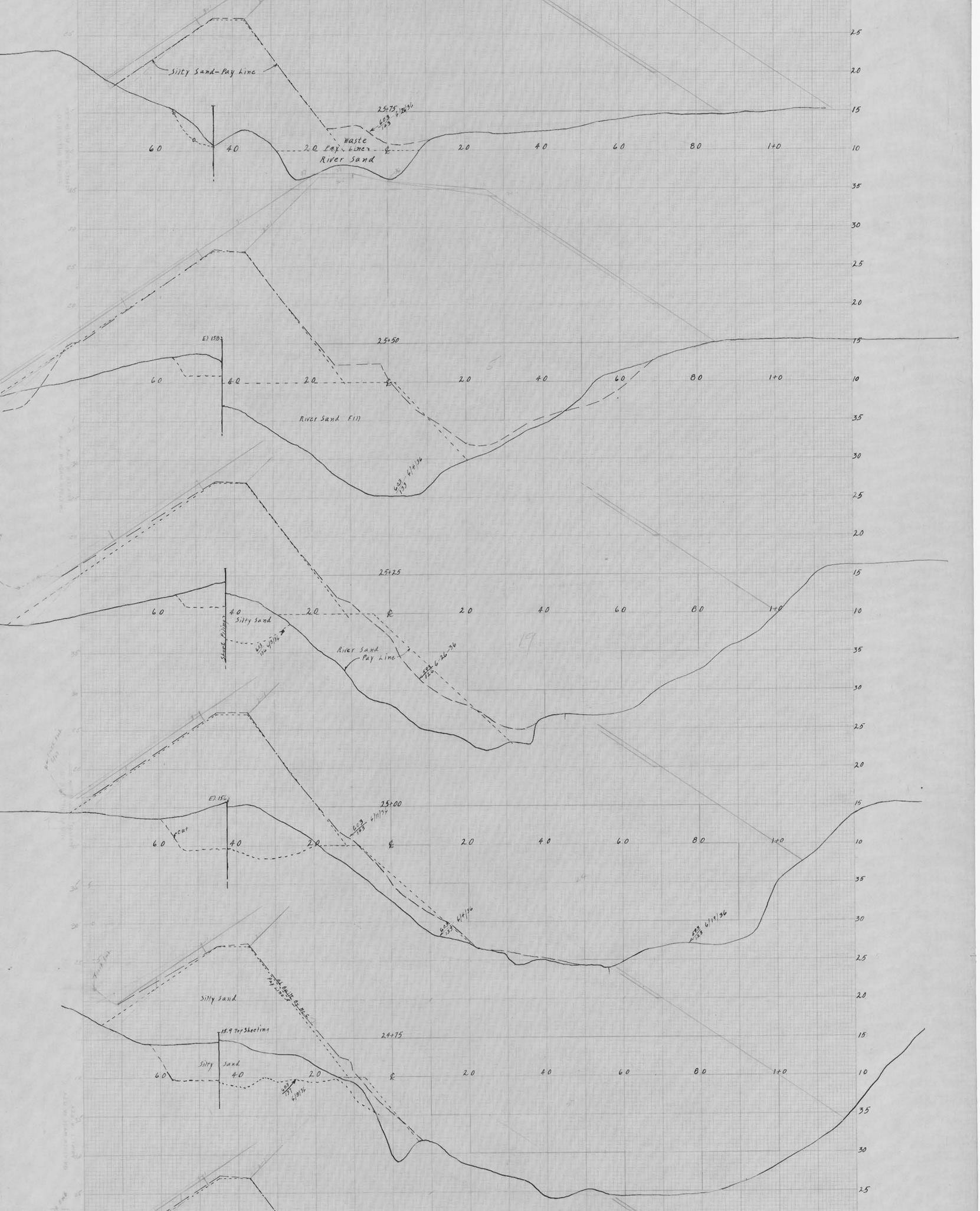
25
20
15
10
35
30
Silty Sand-Pay Line
25+75
603/143 6/26/36
Waste
60
40
20
Pay Line
℄
River Sand
20
40
60
80
1+0
El 15.8
25+50
River Sand Fill
603/133 6/4/36
25+25
Sheet Piling
Silty Sand
603/136 6/5/36
River Sand
Pay Line
593/126 6-26-36
El 15.6
25+00
cut
603/133 6/11/36
603/133 6/4/36
603/133 6/18/36
Silty Sand
As Built by M.C.
Pay Line
15.9 Top Sheeting
24+75
Silty Sand
603/137 6/8/36

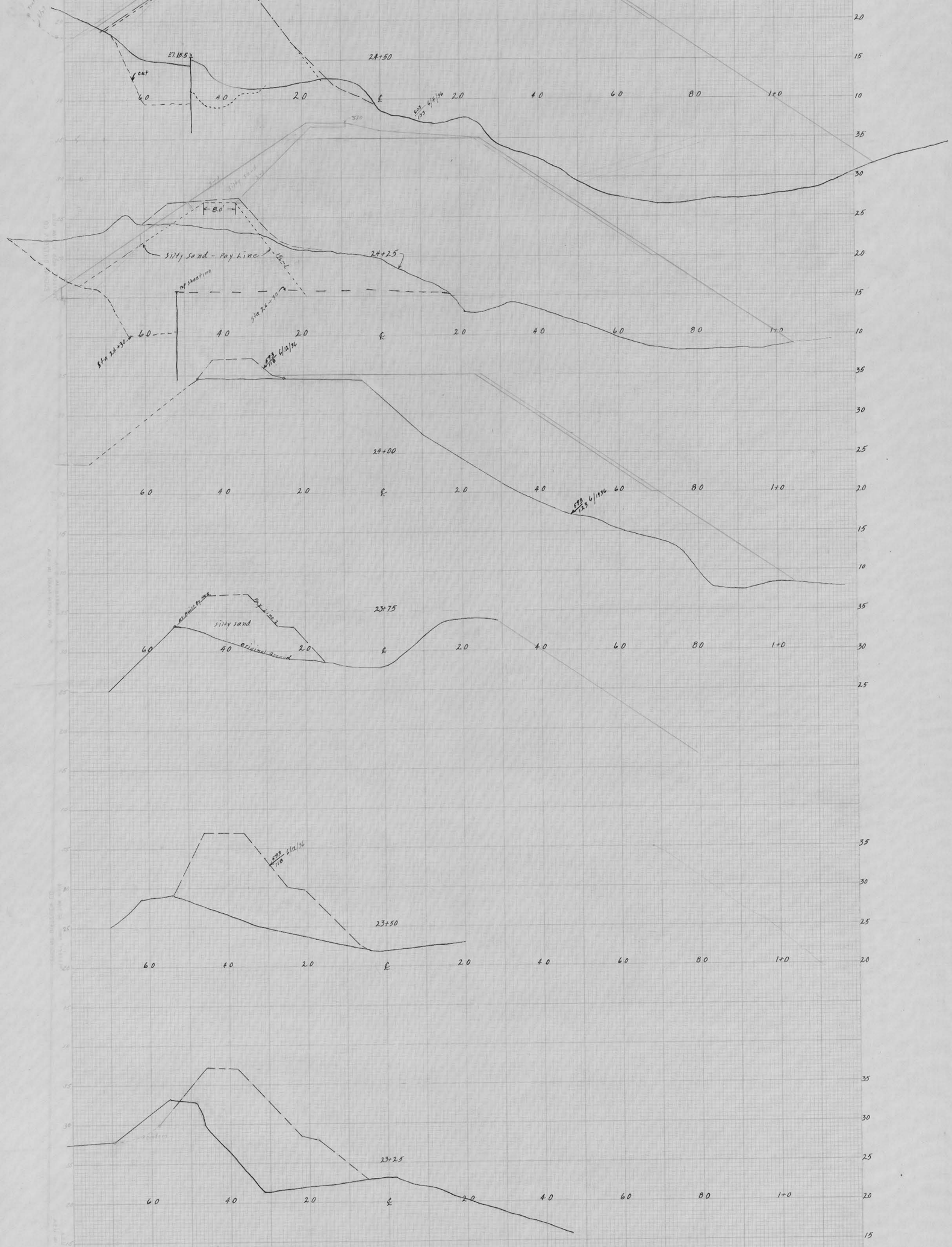
El. 15.5
cut
24+50
60
40
20
℄
603/133 6/2/36
20
40
60
80
1+0
320
Silty sand
8.0'
Silty Sand - Pay Line
24+25
Top sheeting
Sta 24+30
Sta 24+30
60
40
20
℄
20
40
60
80
1+0
593/118 6/12/36
24+00
60
40
20
℄
20
40
593/123 6/1936
60
80
1+0
23+75
as built by H.C.
Pay Line
silty sand
Original Ground
60
40
20
℄
20
40
60
80
1+0
593/118 6/12/36
23+50
60
40
20
℄
20
40
60
80
1+0
23+25
60
40
20
℄
20
40
60
80
1+0
20
15
10
35
30
25
20
15
10
35
30
25
20
15
10
35
30
25
35
30
25
20
35
30
25
20
15

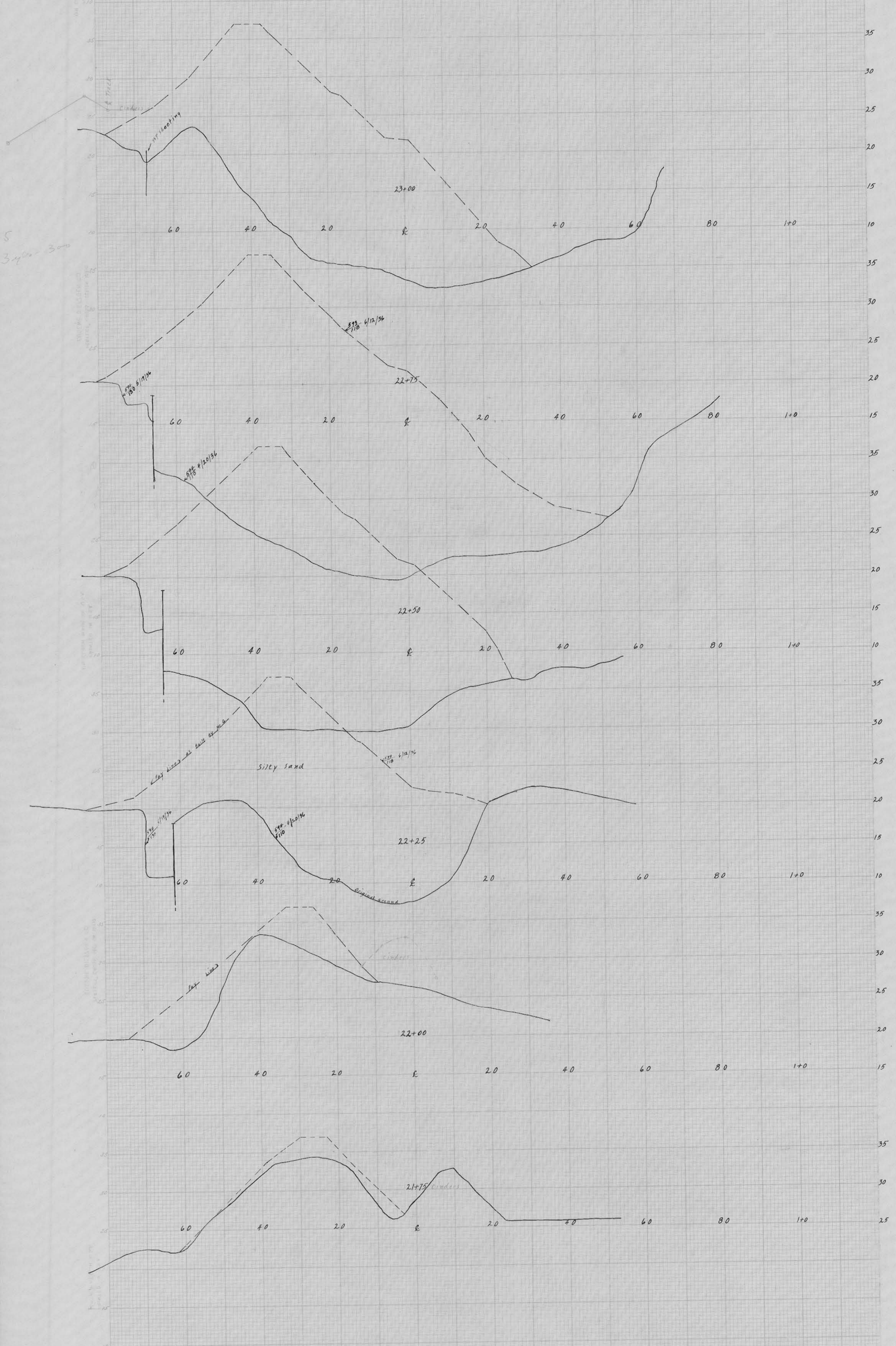

5
3 yds - 3.00
℄ Track
Cinders
sheeting
23+00
60
40
20
℄
20
40
60
80
1+0
35
30
25
20
15
10
593/118 6/12/36
594/130 5/19/36
22+75
594/110 6/20/36
22+50
Clay lines as built by McG
Silty sand
593/118 6/12/36
594/130 5/19/36
594/110 6/20/36
22+25
Original ground
Clay lines
cinders
22+00
21+75
cinders

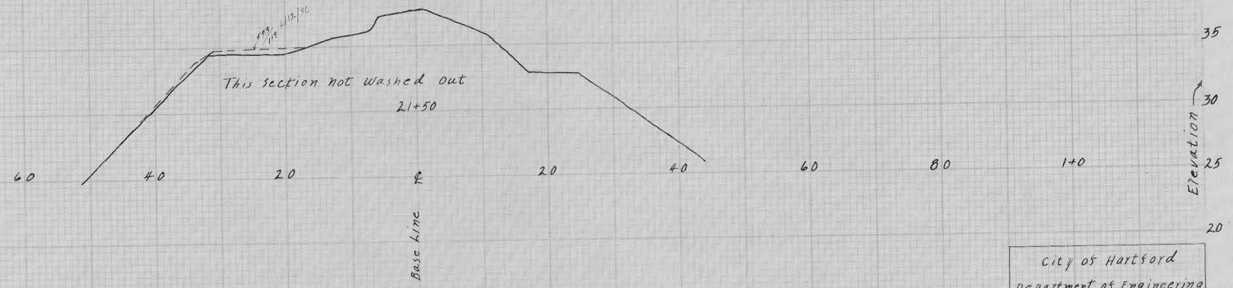
6/17/36
This section not washed out
21+50
60
40
20
℄
20
40
60
80
1+0
Base Line
Elevation
35
30
25
20

City of Hartford
Department of Engineering
Clark Dike - Cross Sections
Scale {1" = 5' Vert. / 1" = 10 Hor.
Day Book No. 07511 Date July 1936