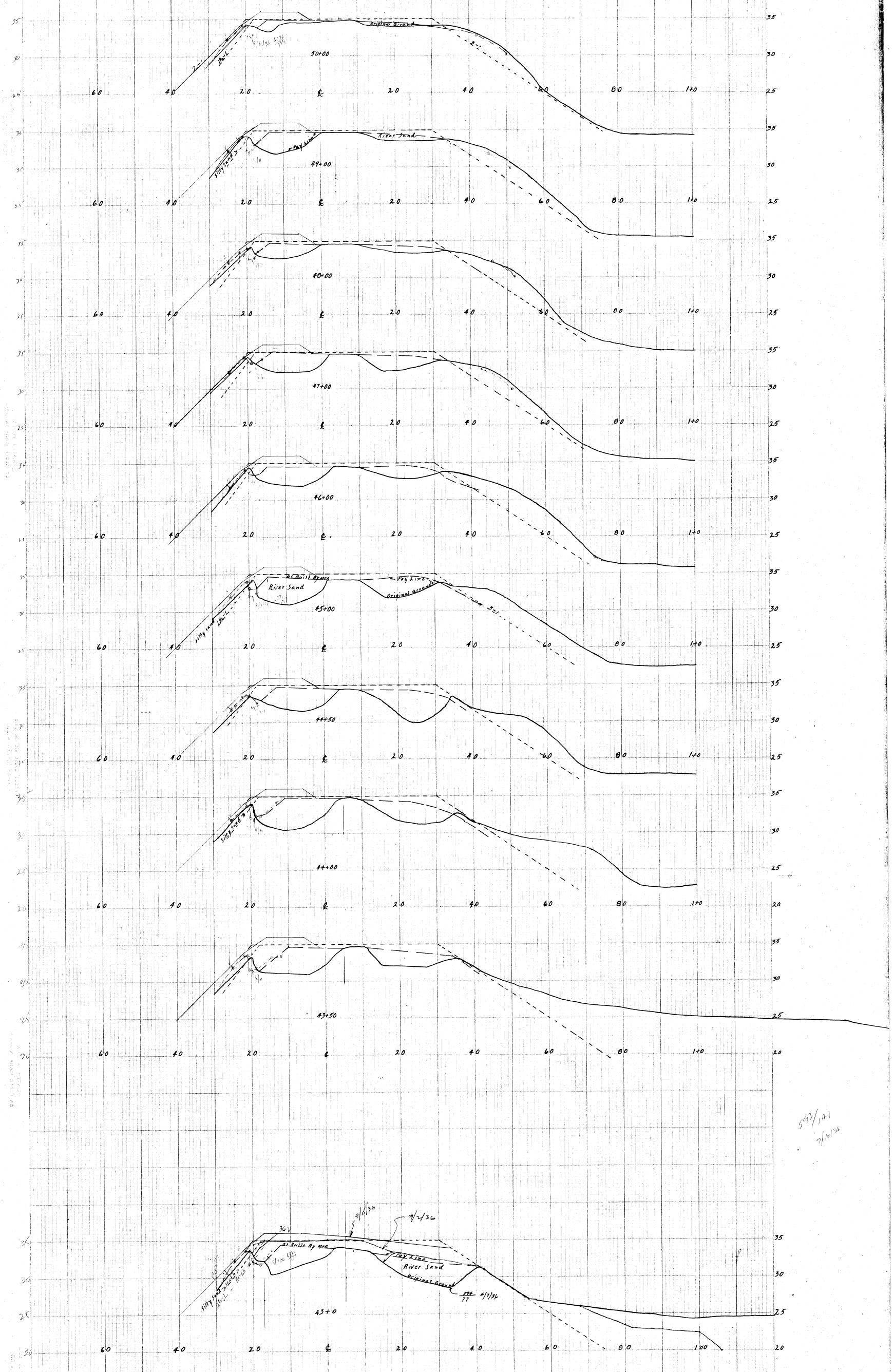

Original Ground
2-1
1½-1
2-1
50+00
River Sand
Pay Line
Silty Sand
49+00
48+00
47+00
46+00
As Built By MPC
Pay Line
River Sand
Original Ground
Silty Sand
1½-1
3-1
45+00
44+50
Silty Sand
44+00
43+50
36
9/15/36
9/2/36
As Built By MPC
Pay Line
River Sand
Original Ground
Silty Sand
1½-1
594/77 4/7/36
43+0
60
40
20
℄
20
40
60
80
1+00
35
30
25
20

593/141
7/16/36

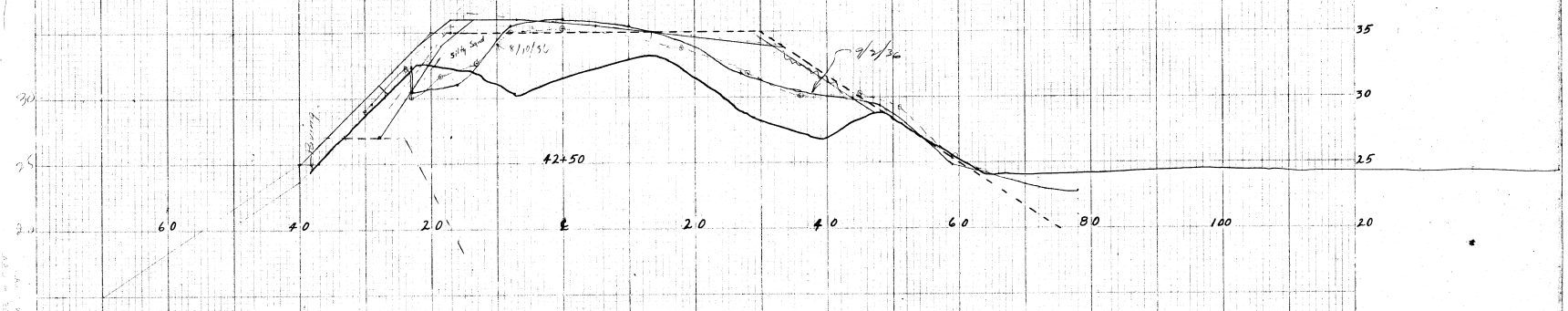

Silty Sand
8/10/36
9/2/36
Boring
42+50
60
40
20
℄
20
40
60
80
100
35
30
25
20

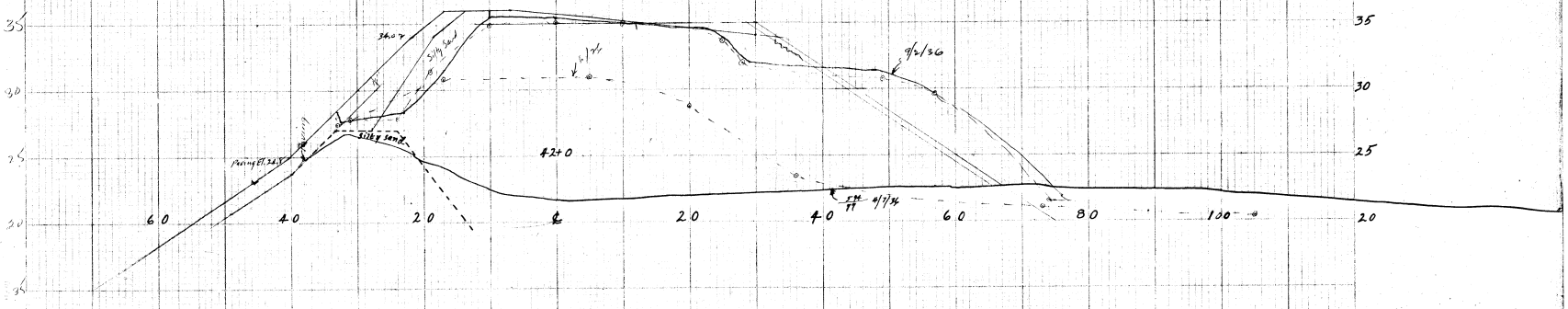

34.0
Silty Sand
6/36
9/2/36
Boring
Paving El. 26.8
Silty sand
42+0
594/77 4/7/36
60
40
20
℄
20
40
60
80
100
35
30
25
20

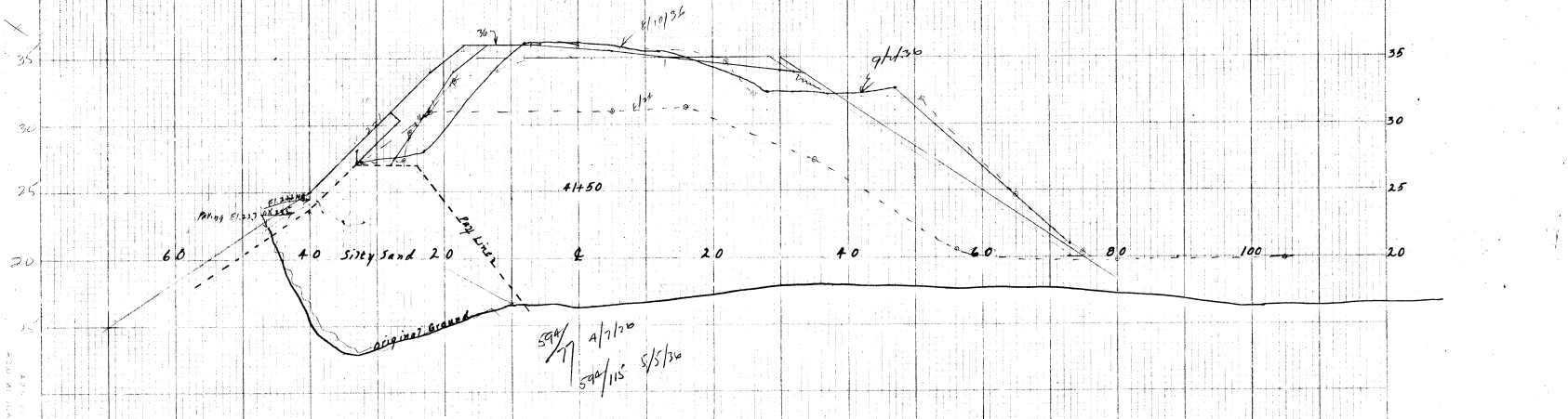

36
8/10/36
9/4/36
6/36
El. 24.4
Paving El. 23.3
41+50
Silty Sand
Pay Line
Original Ground
594/77 4/7/36
594/115 5/5/36
60
40
20
℄
20
40
60
80
100
35
30
25
20

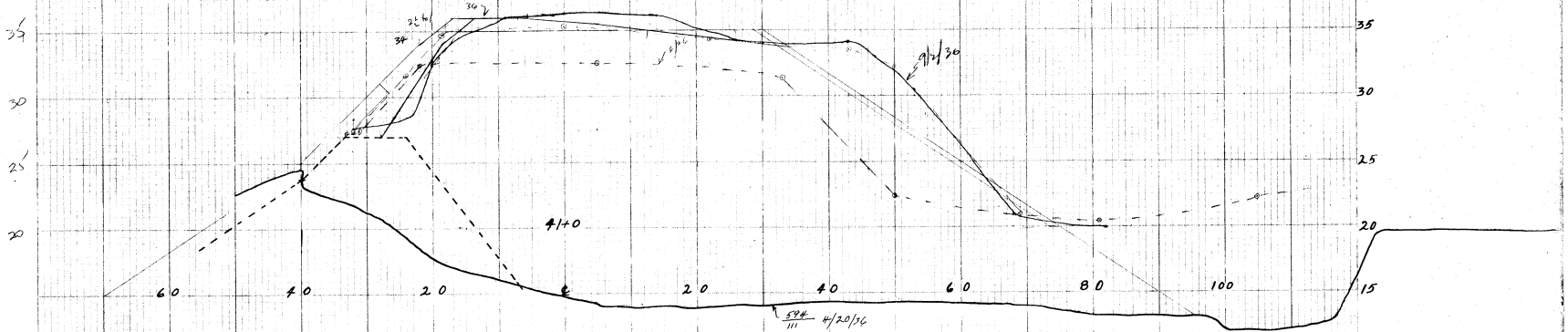

36
34
6/36
9/2/36
41+0
594/111 4/20/36
60
40
20
℄
20
40
60
80
100
35
30
25
20
15

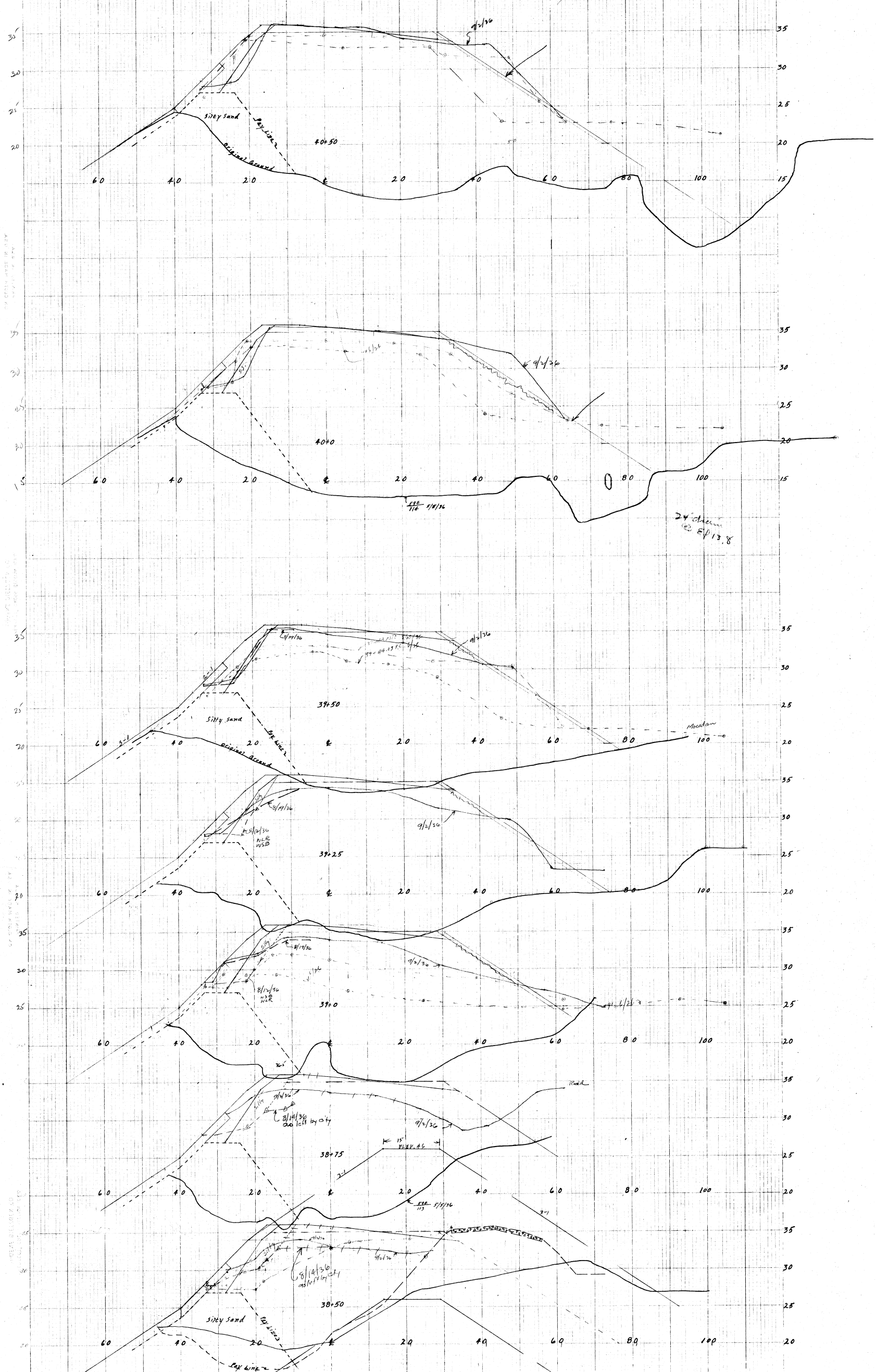
40+50
Silty Sand
Pay Line
Original Ground
9/2/36
40+0
9/2/36
24" drain
@ El 13.8
39+50
Silty Sand
Pay Line
Original Ground
3-1
8/19/36
9/2/36
Meadow
39+25
8/19/36
8/12/36
WLR
WSB
9/2/36
39+0
8/19/36
8/12/36
WSB
WLR
9/2/36
36.5
38+75
9/2/36
8/14/36
as left by city
9/2/36
15'
ELEV. 46
3-1
Road
5/5/36
38+50
Silty Sand
Pay Lines
Pay Line
8/14/36
as left by city
9/2/36
60
40
20
℄
20
40
60
80
100
35
30
25
20
15

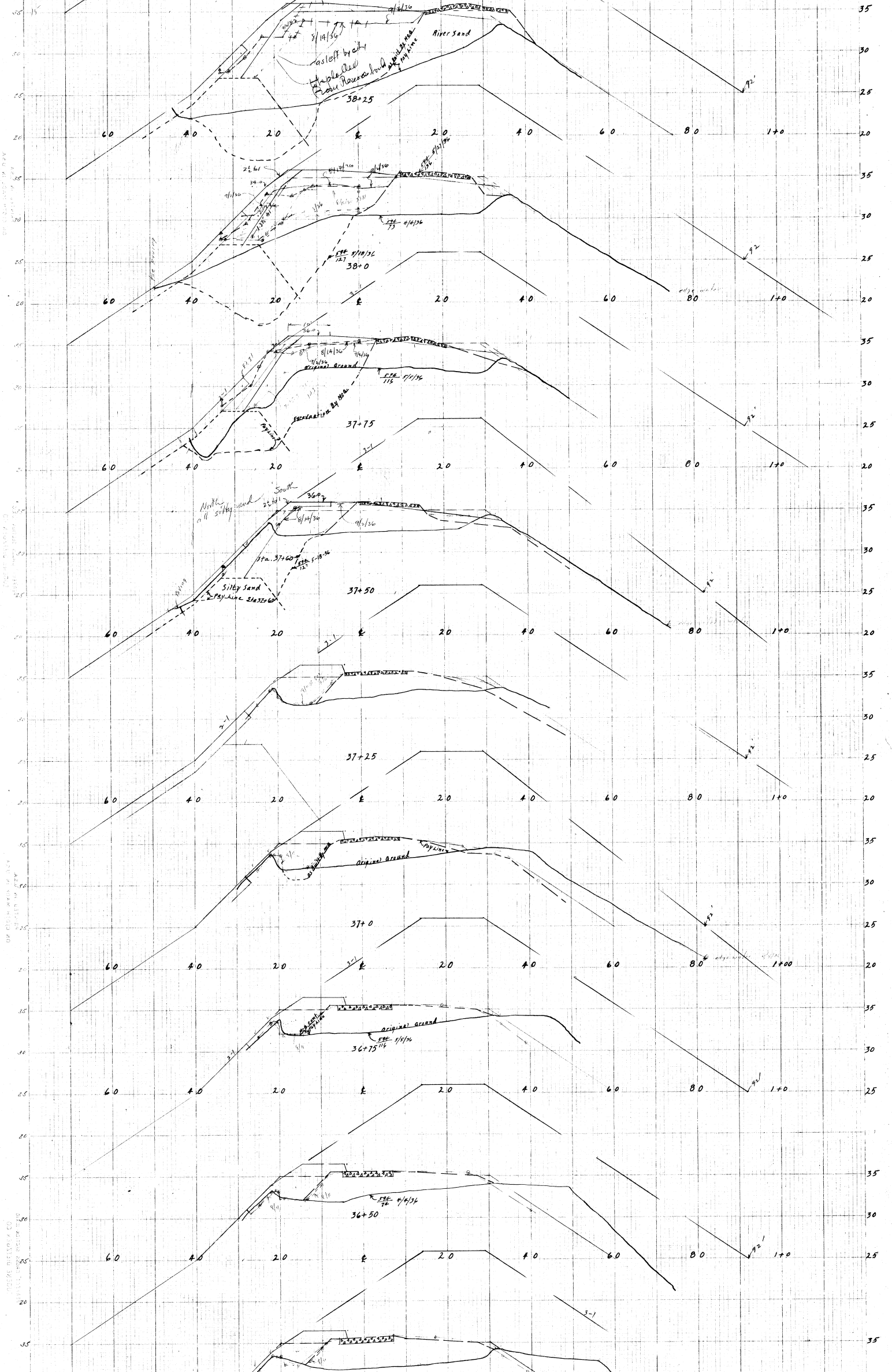
9/2/36
8/14/36
as left by city
Hapballed
From Reservoir
as excavated by M&B
pay line
River Sand
38+25
92'
60
40
20
℄
20
40
60
80
1+0
35
30
25
20
2½ to 1
34.0
9/2/36
1.3½ to 1
8/14/36
5/27/36
594/136
594/73 4/4/36
594/127 5/18/36
38+0
3-1
edge water
10'
36.0
8/14/36
9/2/36
Original Ground
594/116 5/5/36
Excavation By McB
Pay line
37+75
North
all silty sand
South
2½ to 1
36.0
9/2/36
Sta. 37+60
594/127 5-18-36
Silty Sand
Pay-Line Sta 37+60
Paving
37+50
37+25
Original Ground
Pay Line
37+0
1+00
Original Ground
594/116 5/5/36
36+75
594/76 4/4/36
36+50

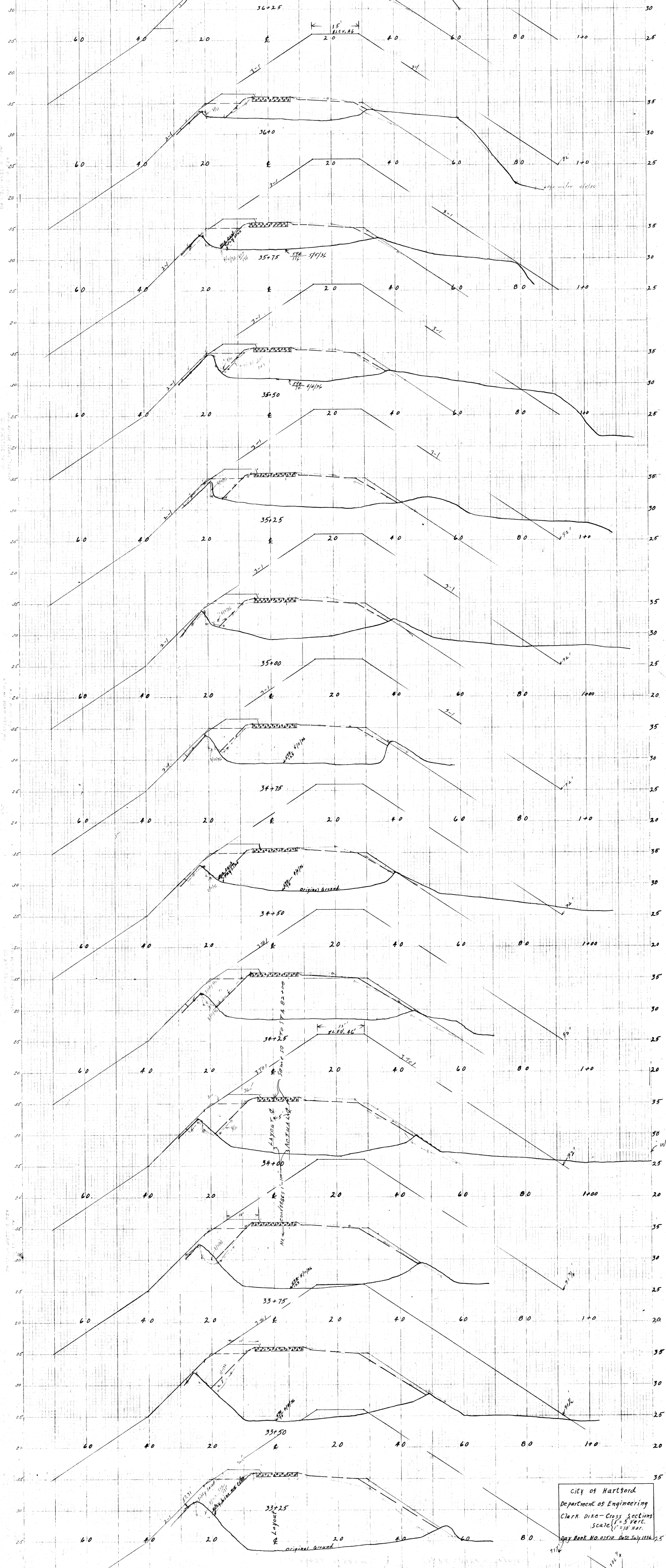
36+25
15'
ELEV. 46
36+0
35+75
35+50
35+25
35+00
34+75
34+50
34+25
34+00
33+75
33+50
33+25
3-1
3 TO 1
60
40
20
℄
80
1+0
1+00
35
30
25
20
Original Ground
WEST DIKE LINE
Layout ℄
Actual ℄
5'
Same to STA 82+00
Converges 1'-100'
No.
10'
92'
91½'
106½'

City of Hartford

Department of Engineering

Clark Dike – Cross Sections

Scale { 1" = 5' Vert. / 1" = 10' Hor.

Day Book No. 07510 Date July 1936