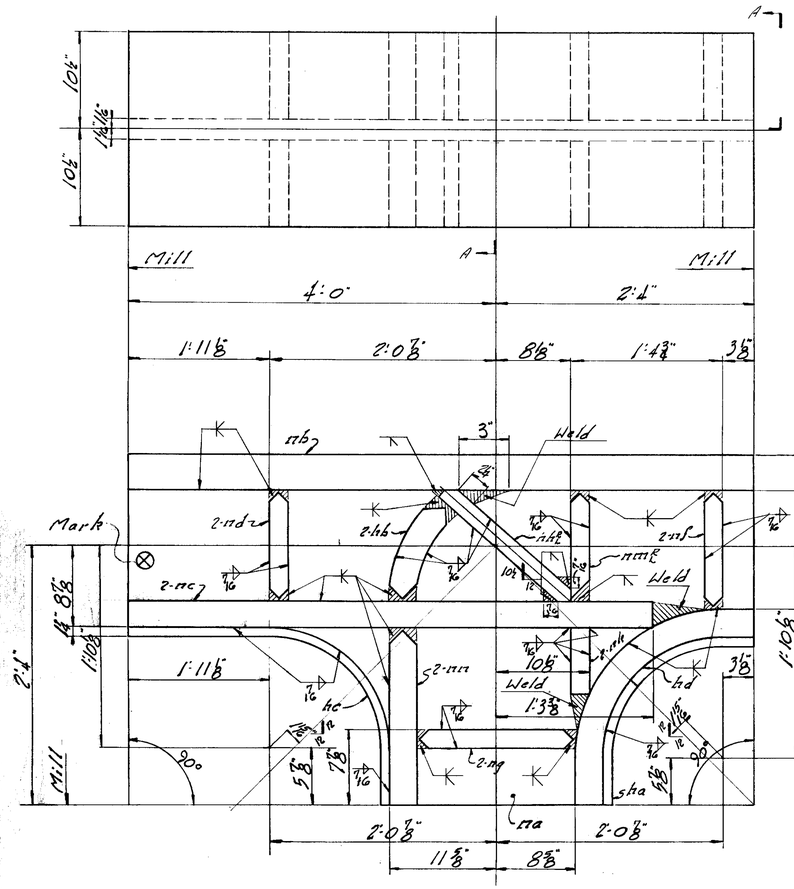

8 · Joints MK. E1·3; D1·3; E2·3; D2·3 (2 each)

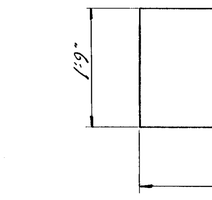

8 · Plates MK. na

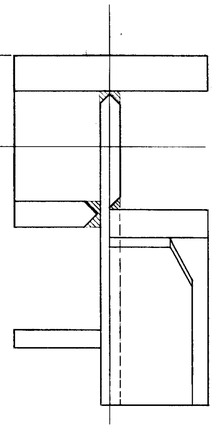

Section A-A

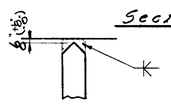

Typical Section for Double Bevel Butt Weld

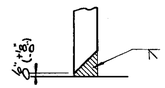

Typical Section for Single Bevel Butt Weld

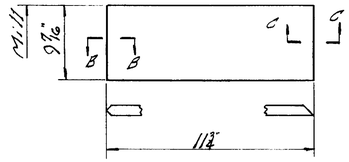

16 · Plates MK. nm

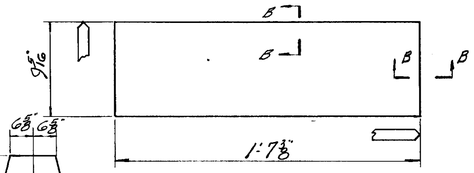

16 · Plates MK. nn

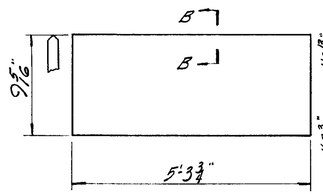

16 · Plates MK. nc

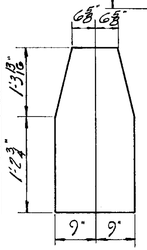

Developed Plate ha

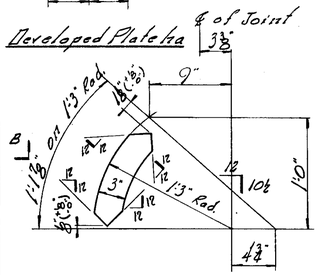

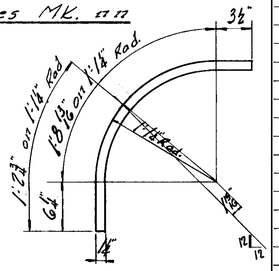

8 · Plates MK. ha

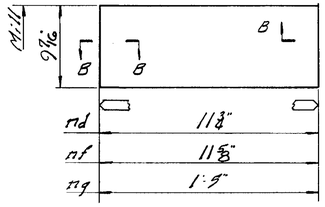

16 · Plates MK. nd
16 · Plates MK. nf
16 · Plates MK. ng



16 · Plates MK. hb

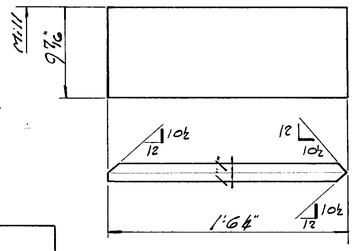

16 · Plates MK. nh

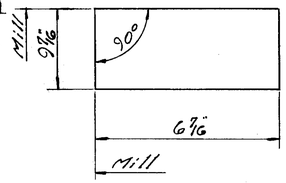

16 · Plates MK. nk

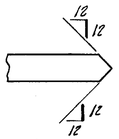

Section B-B

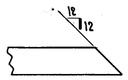

Section C-C

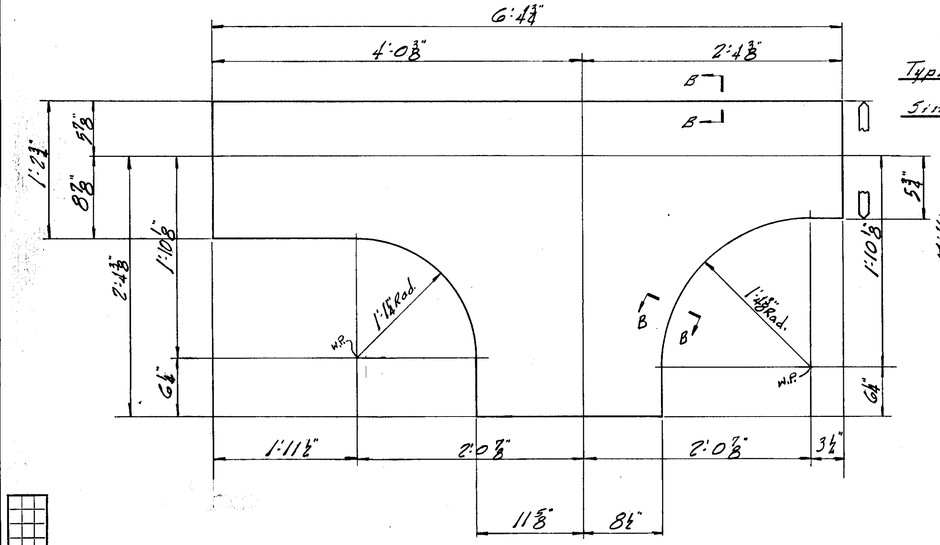

8 · Plates MK. na

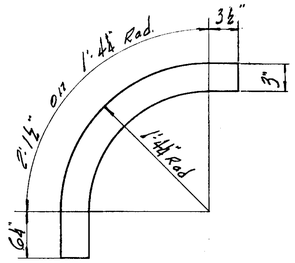

8 · Plates MK. hd

~~Rivets:-~~
~~Open Holes:-~~

8 · Joints MK. E1·3 : D1·3 ; E2·3 : D2·3 (2 each)

WEIGHT	NO. PCS.	ASS'M MK.	SHAPE	LENGTH	REMARKS	ORDERED
17384	8	na	PL 34½" × 2⅛"	6 4¾		ord 48 × 2⅛ 35# See Sh. F23
14950	8	nb	PL 21" × 3⅛"	6 4¾		ord 21 × 3⅛ 12·11
7384	16	nc	PL 9 5/16" × 2⅞"	5 3¾		ord 20 × 2⅞ 10·11
10220	16	nd	PL 9 7/16" × 2"	0 11⅛	M. edge	cut 5/8 × 2 × 0·11⅛
10009	16	nf	PL 9 7/16" × 2"	0 11⅛	do	ord 5/8 × 2 × 0·11⅛
14978	16	ng	PL 9 7/16" × 2"	1 5	do	ord 5/8 × 2 × 1·5
15881	16	nh & nk	PL 9 7/16" × 2"	1 6¼	do	cut 5/8 × 2 × 1·6¼
5697	16	nk	PL 9 7/16" × 2"	0 6 1/16	M. edges	cut 5/8 × 2 × 0·6 1/16
10220	16	nm & nn	PL 9 7/16" × 2"	0 11⅛	M. edge	ord 5/8 × 2 × 0·11⅛
24884	16	nn	PL 9 7/16" × 3"	1 7⅜		cut 5/8 × 2 × 1·7⅜
15881	8	ha	PL 18" × 1½"	2 6 1/16	(Bent) Sh. F22	ord
16639	16	hb	PL 9 7/16" × 3"	1 0⅝	(Bent) Sh. F22	ord
26009	8	hc	PL 18" × 1½"	4 2 7/16	(Bent) Sh. F22	ord
5103	8	hd	PL 21" × 3"	2 11½	(Bent) Sh. F22	ord
278	PAINT					
55392	TOTAL					

TOTAL	ORD.	PLATES	STD.	BOLT	RIV.	PAINT	SLAB
55392	52630					278	2484

DATE	REVISION	BY	CH'K'D
11-18-54	Removed taper from ℄ hc as per D11	R.C.C.	

Lehigh Structural Steel Co.
ALLENTOWN, PA.

HARTFORD PUBLIC LIBRARY
HARTFORD, CONN.
VIERENDEEL TRUSSES "D" & "E"

IN CHARGE OF C.K. DATE
DRAWN BY EMD DATE 10-1-54
CHECKED BY R.C.C. DATE 11-3-54
SCALE

CONTRACT NUMBER 4089
SHEET NUMBER 3

DATE | DET. | CHK.