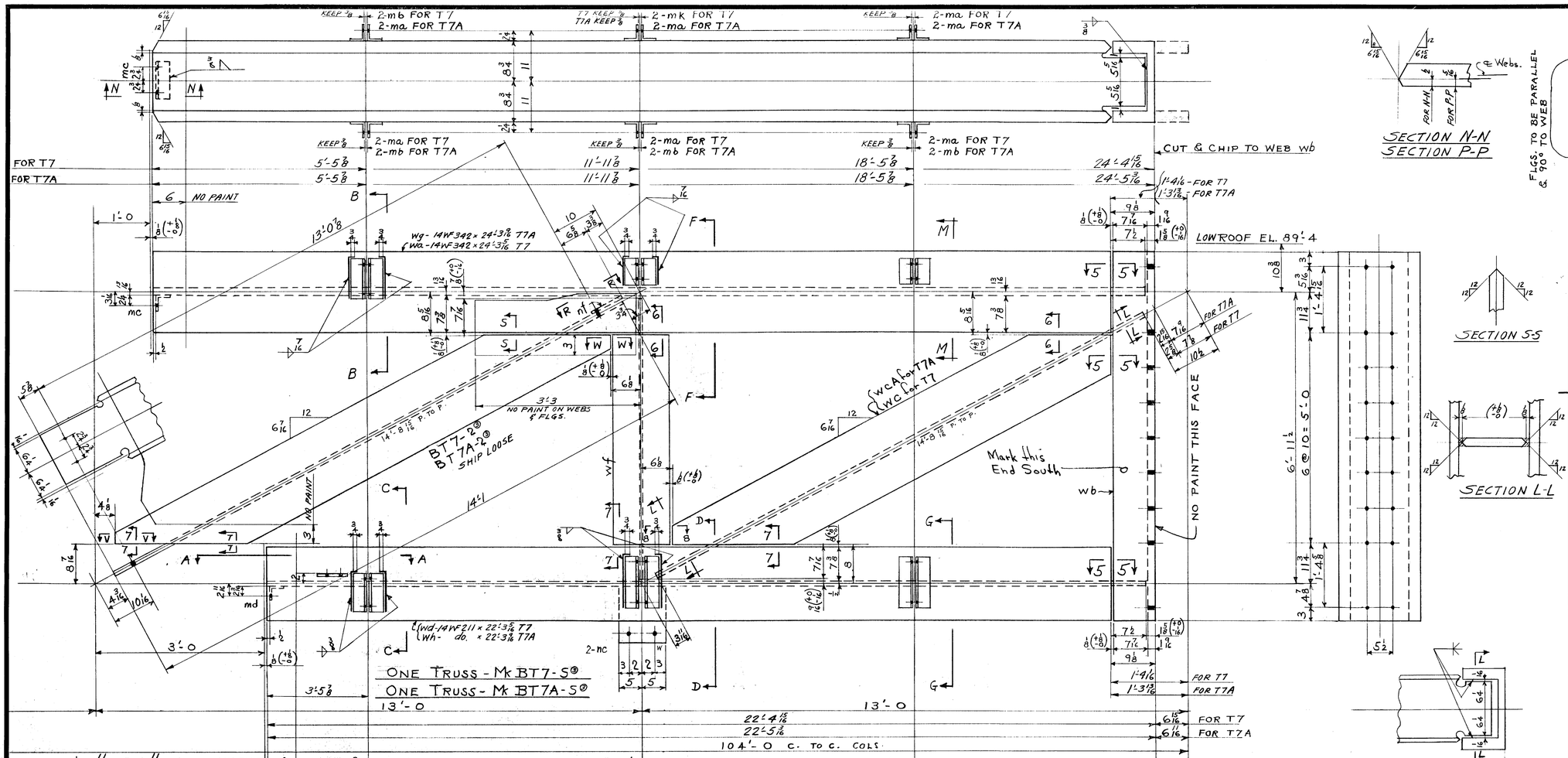

SECTION N-N
SECTION P-P

FLGS. TO BE PARALLEL & 90° TO WEB

SECTION 5-5

SECTION L-L

TYPICAL END DETAIL FOR DIAGONAL MEMBER wc

WEIGHT	NO. PCS.	ASS'M MK.	SHAPE	LENGTH	REMARKS	ORDERED
		ONE	- TRUSS Mk	BT7-S③		
		ONE	- TRUSS Mk	BT7A-S③		
8811	1	wg	14WF342	24 3 7/16	T7A	24'-6¼
8804	1	wa	14WF342	24 3 7/16	T7	24'-6¼
5677	2	wb	14WF342	8 3 7/16		33'-5
6183	1	wc	14WF228	13 6 3/4	T7	28'-8¾
		wcA			T7A	
1101	1	wd	14WF211	22 3 5/16	T7	22'-5¼
1067	2	wf	14WF78	6 10 1/16		27'-10¾
1105	1	wh	14WF211	22 3 7/16	T7A	22'-5¼
76	16	ma	L-3½x3x½	0 5½	10 FOR T7, 6 FOR T7A	
58	8	mb	L-3½x3x½	0 8½	2 FOR T7, 6 FOR T7A	
11	2	mc	L-3½x3x⅜	0 8		
11	2	md	L-3½x3x⅜	0 8		
116	16	mf	L-3½x3x½	0 8½		
59	6	mg	L-3½x3x½	0 11½	2 FOR T7, 4 FOR T7A	
70	2	mk	L-3½x3x½	0 11½	T7	
6	ONE	na	PL. 6½x½	0 7	T7	
7	ONE	nb	PL. 7x½	0 7	T7A	
69	4	nc	PL. 10x½	1 0		
7	ONE	nd	PL. 7x½	0 7	T7A	
29	2	nf	PL. 8x½	1 0½		
197	PAINT					
39613	TOTAL					
2112	ONE	BT7-2③	14WF150	14 1	SHIP LOOSE	29'-6¼
2112	ONE	BT7A-2③	14WF150	14 1	" "	
27	PAINT					
4246	TOTAL					

TOTAL	ORD.	PLATES	STD.	BOLT	RIV.	PAINT
43859	43172	118	350			219

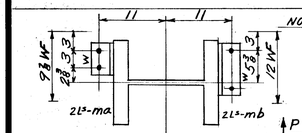

SECTION B-B
FOR TRUSS T7

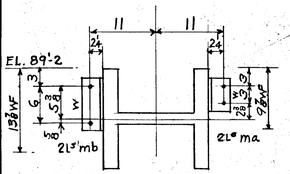

FOR TRUSS T7A { SECTION B-B, SECTION F-F, SECTION M-M

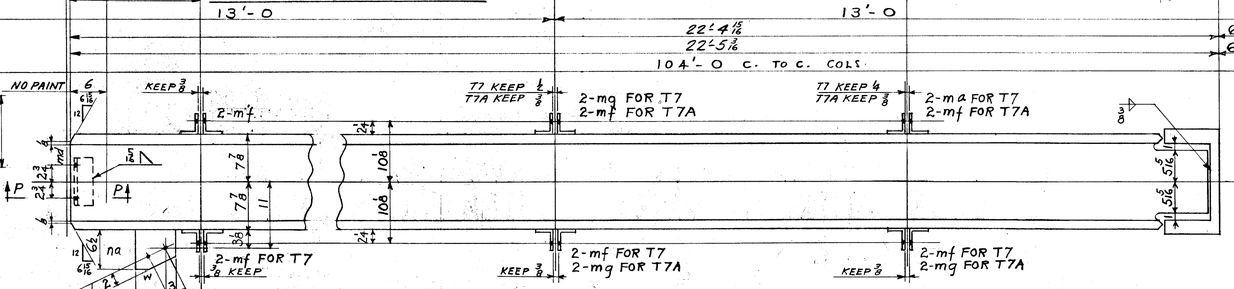

SECTION A-A
FOR TRUSS T7

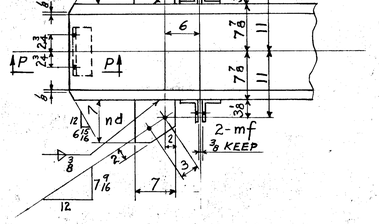

SECTION A-A
FOR TRUSS T7A

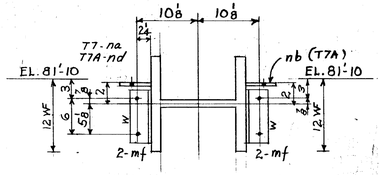

SECTION C-C

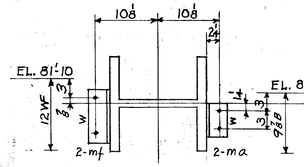

SECTION G-G
FOR TRUSS T7

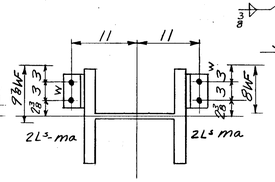

SECTION M-M
FOR TRUSS T7

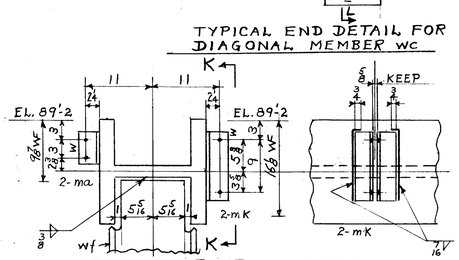

SECTION F-F
FOR TRUSS T7

SECTION K-K

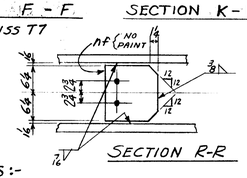

SECTION R-R

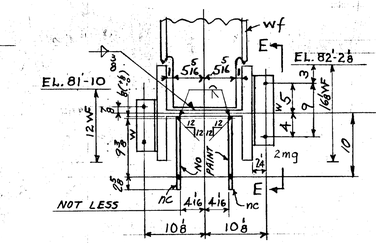

SECTION D-D
FOR TRUSS T7

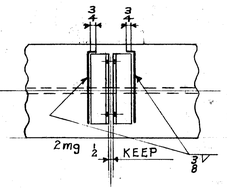

SECTION E-E

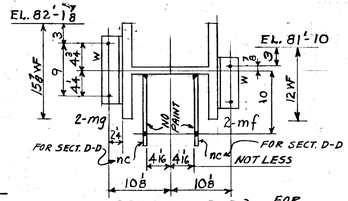

SECTION D-D
SECTION G-G } FOR TRUSS T7A

NOTES:-
FOR TYPICAL DETAILS FOR BURNING WEBS OF ALL TRUSS MEMBERS SEE SHEET 7.
SEE SHEET 7 FOR SECTIONS 5-5, 6-6, 7-7 & 8-8.

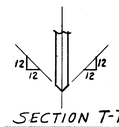

SECTION T-T

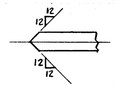

SECTION V-V

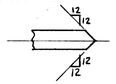

SECTION W^m W

OPEN HOLES:- 13/16

DATE	REVISION	BY	CH'K'D

Lehigh Structural Steel Co.
ALLENTOWN, PA.
TRUSS T7-S
TRUSS T7A-S
HARTFORD PUBLIC LIBRARY
HARTFORD, CONN.

IN CHARGE OF — DATE
DRAWN BY BAUMAN — DATE 11-5-54
CHECKED BY F.F. — DATE 11-29-54
SCALE
CONTRACT NUMBER 4088
SHEET NUMBER 21

DATE | DET. | CHK.

WELD