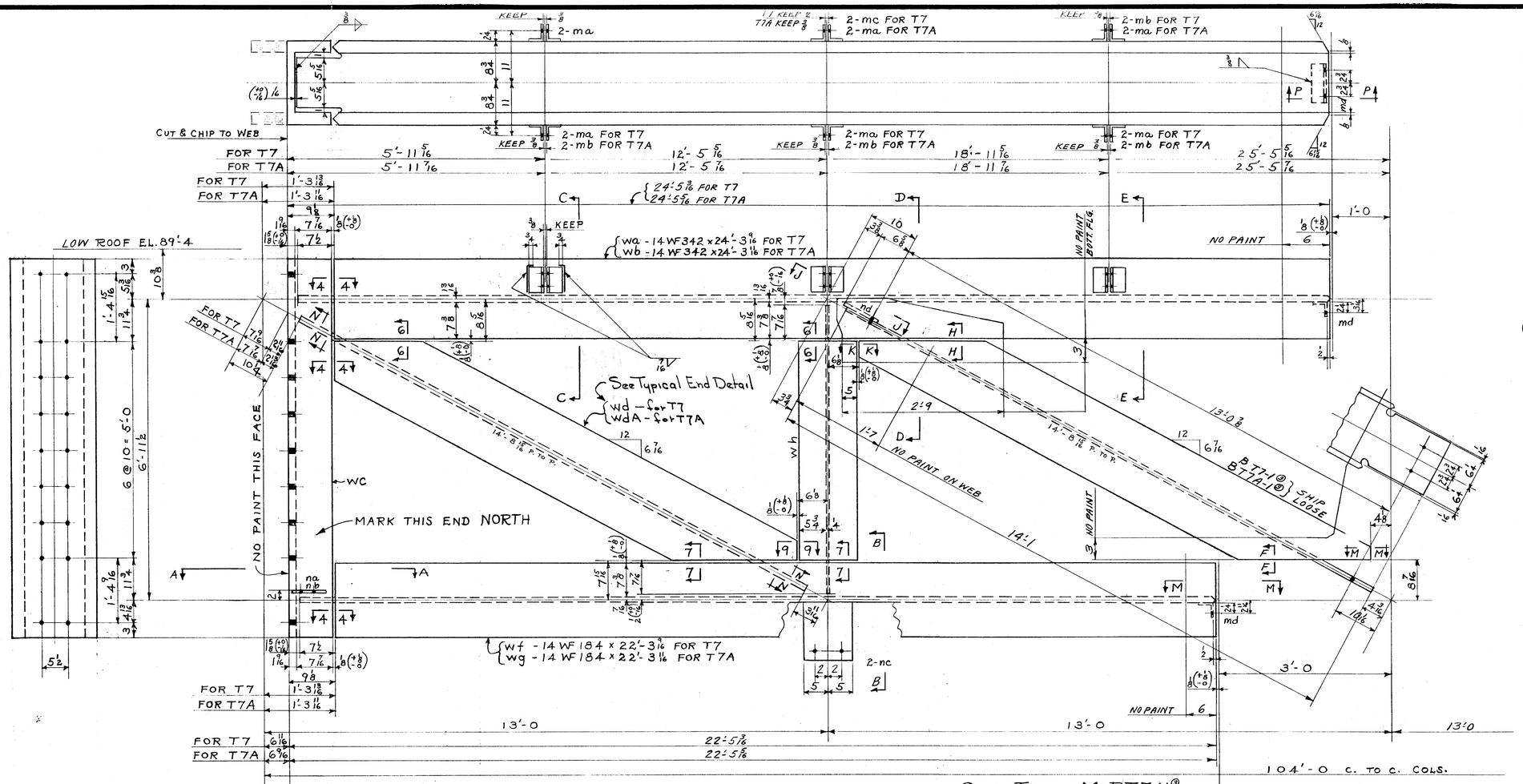

ONE TRUSS - Mk BT7-N ③
ONE TRUSS - Mk BT7A-N ③

8311	ONE	wa	14 WF 342	24 3 9/16	T7	24'-6¼
8314	ONE	wb	14 WF 342	24 3 11/16	T7A	24'-6¼
5670	2	wc	14 WF 342	8 3½		93'-5
6192	1	wd	14 WF 228	13 7	T7	28'-8¼
		wdA			T7A	
4103	ONE	wf	14 WF 184	22 3 9/16	T7	22'-6¼
4105	ONE	wg	14 WF 184	22 3 11/16	T7A	22'-6¼
1067	2	wh	14 WF 78	6 10⅛		27'-10 3/4
66	14	ma	L-3½x3x½	0 5½	8-T7, 6-T7A	
58	8	mb	L-3½x3x½	0 8½	5-T7, 6-T7A	
20	2	mc	L-3½x3x½	0 11½	T7	
27	4	md	L-3½x3x½	0 8		
12	2	na	PL. 6x½	0 7		
6	ONE	nb	PL. 6½x½	0 7	T7A	
69	4	nc	PL. 10x½	1 0		
29	2	nd	PL. 8x½	1 0½		
190	PAINT					
2112	ONE	BT7-1 ③	14 WF 150	14 1	SHIP LOOSE	29'-6¼
2112	ONE	BT7A-1 ③	14 WF 150	14 1	" "	29'-6¼
22	PAINT					
4246	TOTAL					

FLGS. TO BE PARALLEL ⊗ 90° TO WEB

38239

TOTAL	DUP.	PLATES	STD.	BOLT	NW.	PAINT
42485	41986	116	171			212

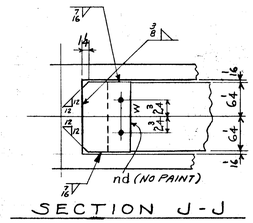

SECTION J-J

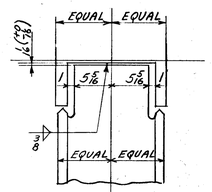

WEB CONN. FOR VERTICAL MEMBER wh

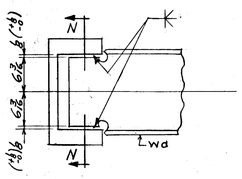

TYPICAL END DETAIL FOR DIAGONAL MEMBER wd

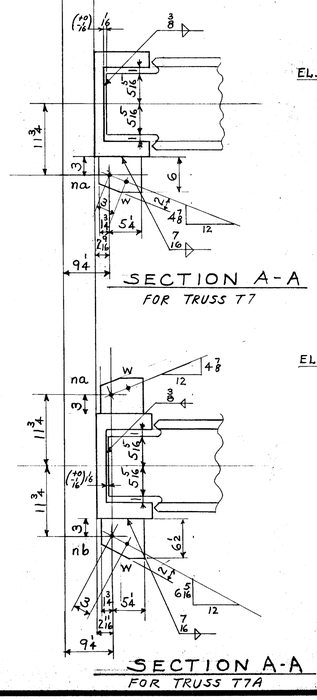

SECTION A-A FOR TRUSS T7

SECTION A-A FOR TRUSS T7A

8-⅜"B. x ⅞ G.
8-⅜"B. x 2⅜ G.
SHIMS FOR 1⅜" GAP (4 GAPS)

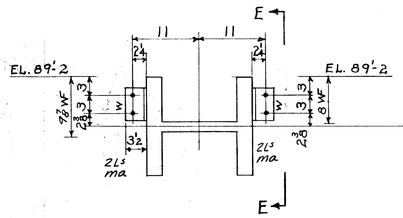

SECTION C-C FOR TRUSS T-7

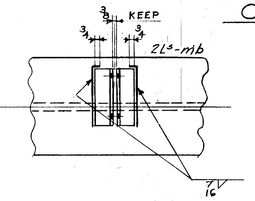

SECTION G-G

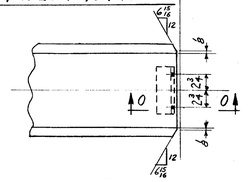

SECTION M-M

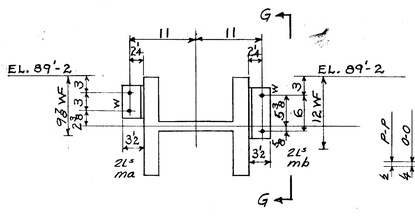

SECTION E-E FOR TRUSS T7

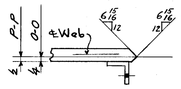

SECTION O-O
SECTION P-P

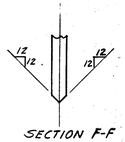

SECTION F-F

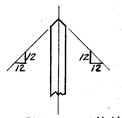

SECTION H-H

SECTION N-N

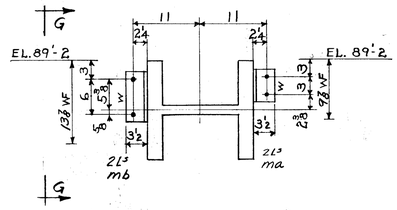

SECTION C-C
SECTION D-D
SECTION E-E
FOR TRUSS T1A

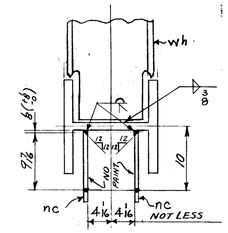

SECTION B-B

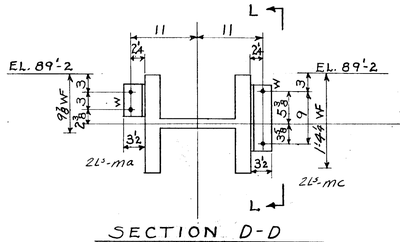

SECTION D-D FOR TRUSS T-7

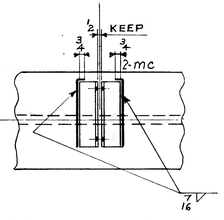

SECTION L-L

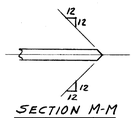

SECTION M-M

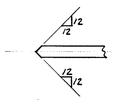

SECTION K-K

TOP AND BOTTOM CHORD MEMBERS ARE TO LIE WITH NATURAL SWEEP THUS:



NOTES:-
FOR TYPICAL DETAILS FOR BURNING WEBS OF ALL TRUSS MEMBERS SEE SHEET 7.
SEE SHEET 7 FOR SECTIONS 4-4, 6-6, 7-7, & 9-9

OPEN HOLES 13/16"ϕ

DATE	REVISION	BY	CH'K'D

Lehigh Structural Steel Co.
ALLENTOWN, PA.

TRUSS T7 - N
TRUSS T7A - N

HARTFORD PUBLIC LIBRARY
HARTFORD, CONN.

IN CHARGE OF
DRAWN BY BAUMAN DATE 11-5-54
CHECKED BY F.F DATE 11-29-54
SCALE

CONTRACT NUMBER 4088
SHEET NUMBER 18

LOT 6 WELD