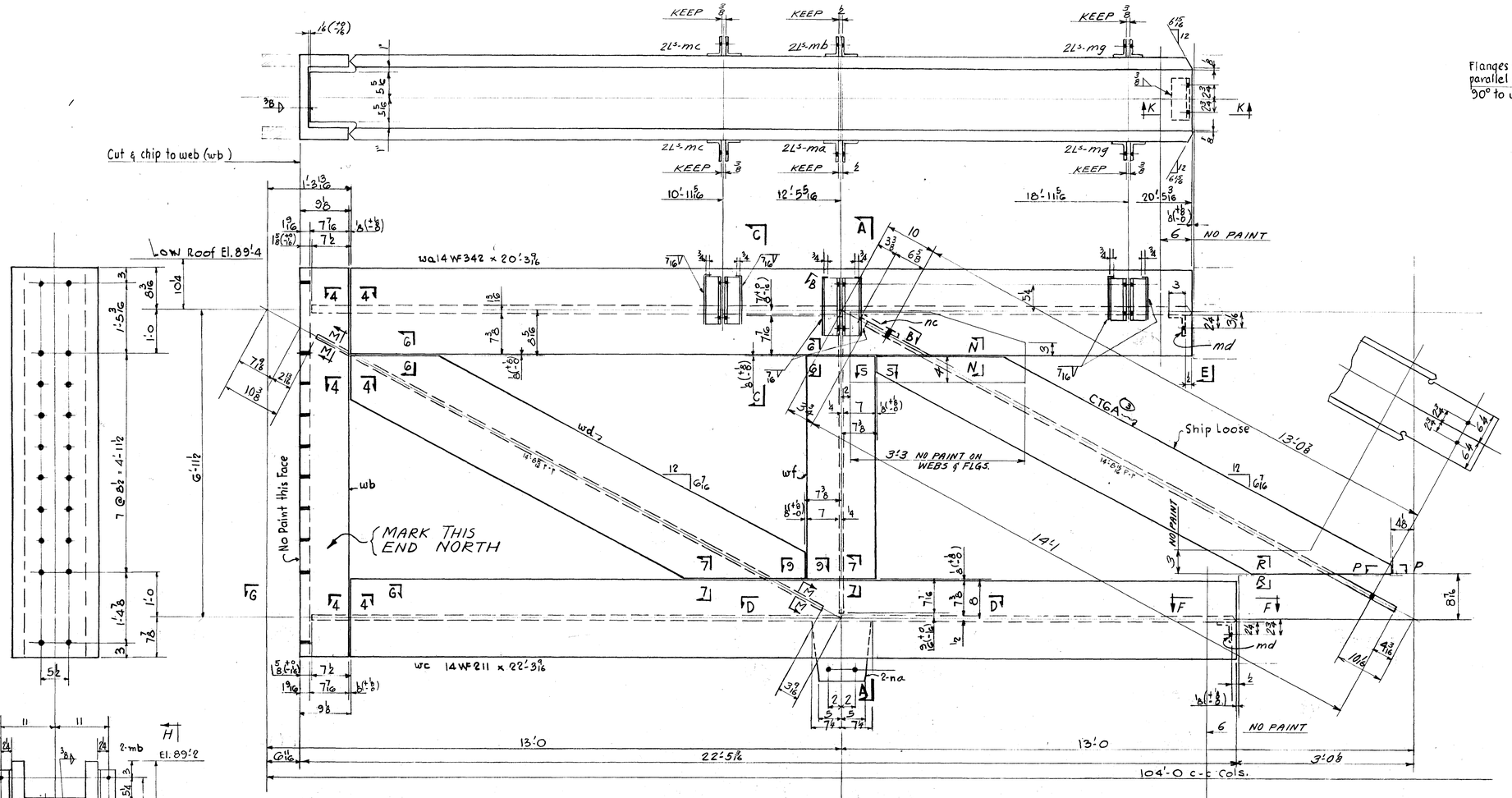

ONE TRUSS MK CTGN③

Flanges to be parallel and 90° to web.

6943	ONE	wa	14WF342	20 3 9/16	20'-5 1/2
2839	ONE	wb	14WF342	8 3 9/16	16'-8 1/2
4705	ONE	wc	14WF211	22 3 9/16	22'-6
3096	ONE	wd	14WF228	13 7	28'-8 1/2
650	ONE	wf	14WF95	6 10 1/16	13'-11 1/2
20	2	ma	L 3 1/2 x 3 x 1/2	0 11 1/2	
25	2	mb	L 3 1/2 x 3 x 1/2	1 2 1/2	
27	4	mc	L 3 1/2 x 3 x 1/2	0 8	
14	2	md	L 3 1/2 x 3 x 1/2	0 8	
11	2	mf	L do.	0 6 1/2	
29	4	mg	L 3 1/2 x 3 x 1/2	0 8 1/2	
50	2	na	PL 12 x 1/2	1 2 1/2	
7	ONE	nb	PL 7 x 1/2	0 7	
14	ONE	nc	PL 8 x 1/2	1 0 1/2	
(18522) 92	PAINT				
1999	ONE	CTGA③	14 WF 142	14 1	29'-6 1/2
10	PAINT				
2009	TOTAL				
20531	20232	71	126		102

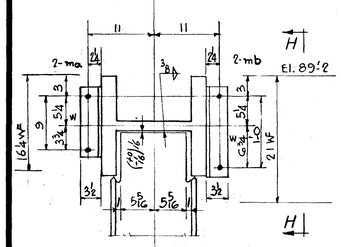

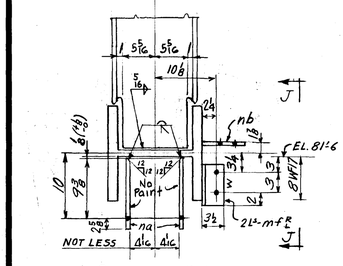

SECTION A-A

4-3/8 ϕ B. x 2 1/2 G.
2- do. x 2 1/8 G.
SHIMS FOR 1/8 GAP (2 GAPS)

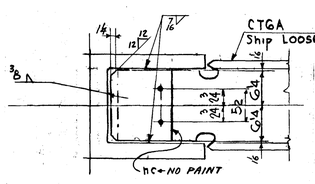

SECTION B-B

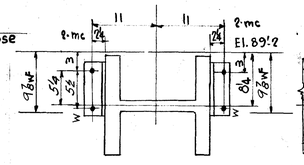

SECTION C-C

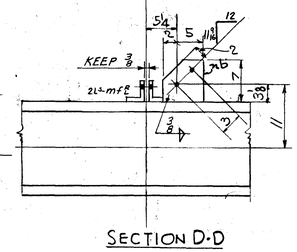

SECTION D-D

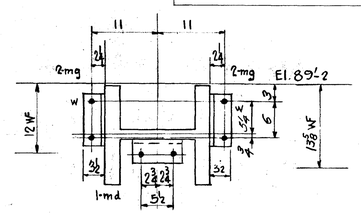

SECTION E-E

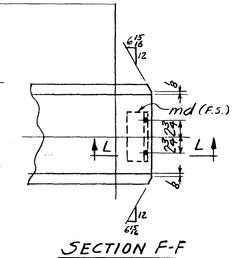

SECTION F-F

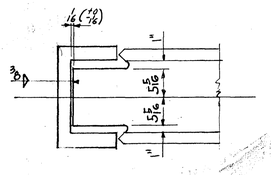

SECTION G-G

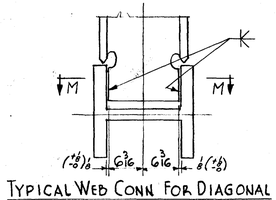

TYPICAL WEB CONN FOR DIAGONAL MEMBER wd

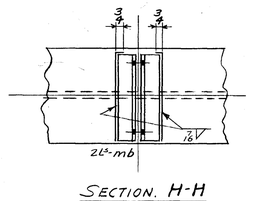

SECTION H-H

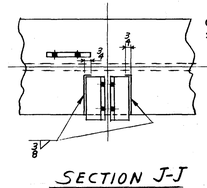

SECTION J-J

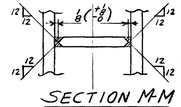

SECTION M-M

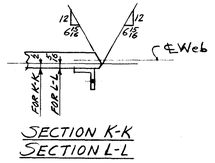

SECTION K-K
SECTION L-L

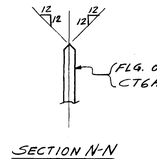

SECTION N-N

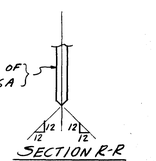

SECTION R-R

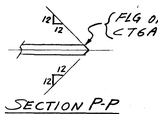

SECTION P-P

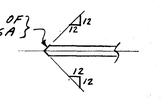

SECTION S-S

ONE TRUSS - MK CTGN③
ONE PIECE - MK CTGA③

NOTES:-
For typical detail for burning webs of all truss members see sheet 7
For Sections 4-4, 6-6, 7-7, 9-9. see Sheet 7.

Open Holes: 13/16 ϕ

DATE	REVISION	BY	CH'K'D

Lehigh Structural Steel Co.
ALLENTOWN, PA.

TRUSS TG
HARTFORD PUBLIC LIBRARY
HARTFORD, CONN.

IN CHARGE OF Fisher DATE
DRAWN BY A. MacT. DATE 11-5-54
CHECKED BY A.L.L. DATE 11-5-54
SCALE
CONTRACT NUMBER 4088
SHEET NUMBER 14

LOT #7 WELD.