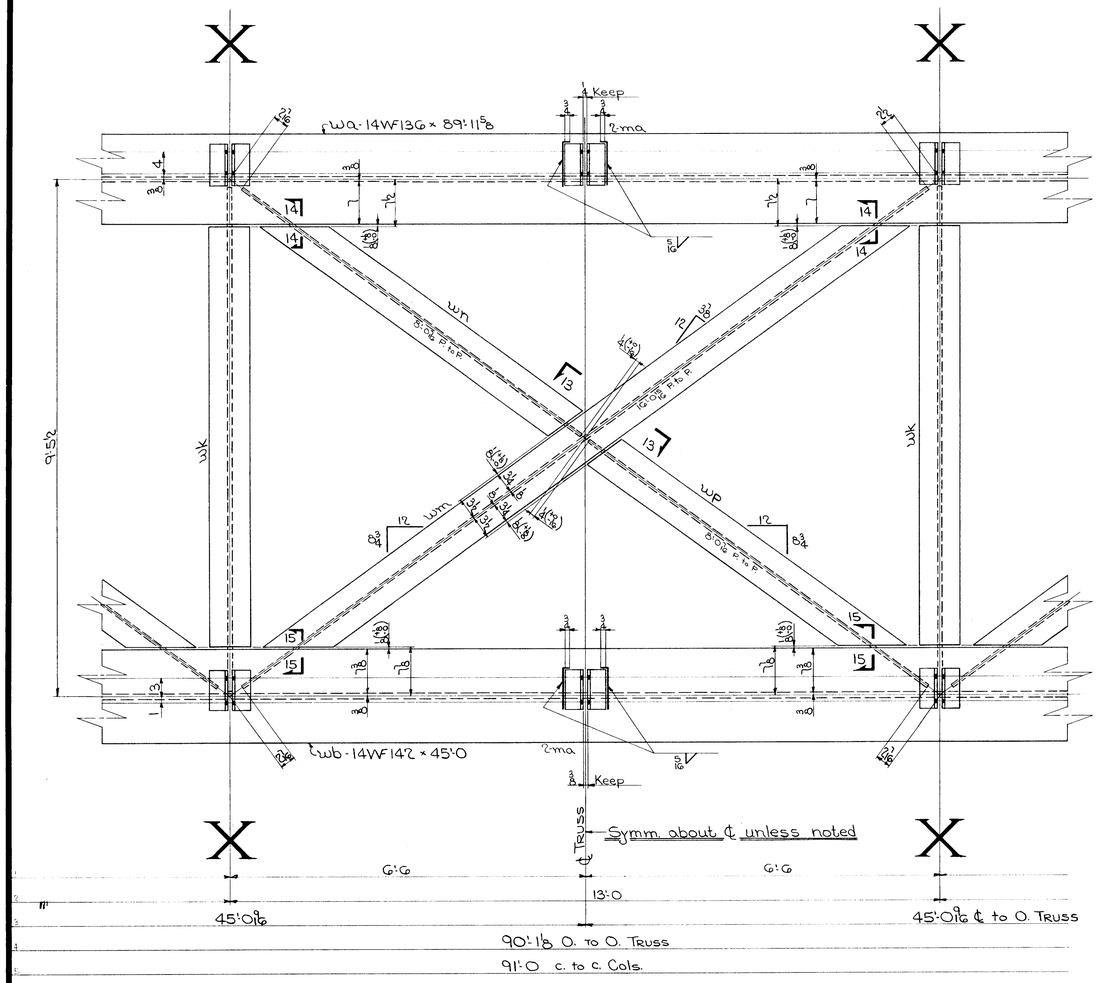

ONE TRUSS - MK DTI①

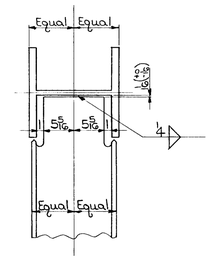

TYPICAL WEB CONN. FOR TOP & BOTTOM CHORD MEMBERS wa & wc

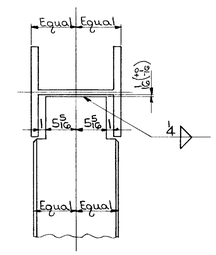

TYPICAL WEB CONN. FOR VERTICAL MEMBERS wg & wk

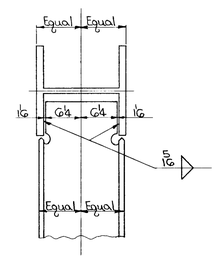

TYPICAL WEB CONN. FOR DIAGONAL MEMBERS wf & wh

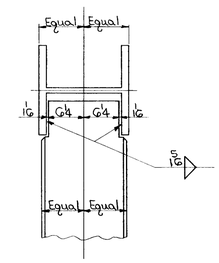

TYPICAL WEB CONN. FOR DIAGONAL MEMBERS wm, wn & wp

Flgs. to be parallel and 90° to web

WEIGHT	NO. PCS.	ASS'M MK.	SHAPE	LENGTH	REMARKS	ORDERED
			ONE - TRUSS MK DTI①			
12236	ONE	wa	14WF136	89 11⅝		90'-3
6390	ONE	wb	14WF142	45 0		45'-½
2826	2	wc	14WF74	22 5 11/16		22'-8
2653	2	wd	14WF136	10 5⅝		21'-14
2245	2	wf	14WF74	15 2		31'-04
639	2	wg	14WF34	9 4¾		18'-11¼
1661	2	wh	14WF53	15 8		32'-04
1127	4	wk	14WF30	9 4⅝		37'-10¼
1410	3	wm	do	15 8		
234	ONE	wn	do	7 9¾		ORD. 7 @ 32'-04
234	ONE	wp	do	7 9¾		
222	52	ma	L 3½ × 3 × ⅜	0 6½		
163	PAINT					
32740	TOTAL					

TOTAL	ORD.	PLATES	STD.	BOLT	RIV.	PAINT
32740	32355		222			163

NOTES:-
For typical detail for burning web of all truss members see sheet 7.
For SECTIONS 13-13, 14-14 & 15-15 see sheet 7.



OPEN HOLES:- 13/16"

WORK THIS SHEET IN CONJUNCTION WITH SHEET 12

DATE	REVISION	BY	CH'K'D

Lehigh Structural Steel Co.
ALLENTOWN, PA.
TRUSS-T1
HARTFORD PUBLIC LIBRARY
HARTFORD, CONN.

IN CHARGE OF C.L.F. DATE
DRAWN BY E.O.C. DATE 10-18-54
CHECKED BY F.F. DATE 10-22-54
SCALE
CONTRACT NUMBER 4088
SHEET NUMBER 13

DATE | DET. | CHK.

Lot 4 Weld