JEWELL TRUMBULL AND WELLS STREETS
MAIN STREET TO PEARL STREET
PAVING PROFILES

HOR SCALE 1" = 20'
VER SCALE 1" = 2'

Stations Measured on South Street Line, unless otherwise noted. See Notebook 375 for Curve Deflections Etc
See Notebook 375 Page 89 for Bench Values
Note: Bench Values for this Profile are 0.10 Higher than Values used in Trumbull St. Profile 122-29 and in Hudson St Profile 305-4 See 331-4 for Special Plans and Grades at Street Intersections
Day Book 04618 Notebook 459

Department of Engineering
Hartford Conn.
Feb. 1919

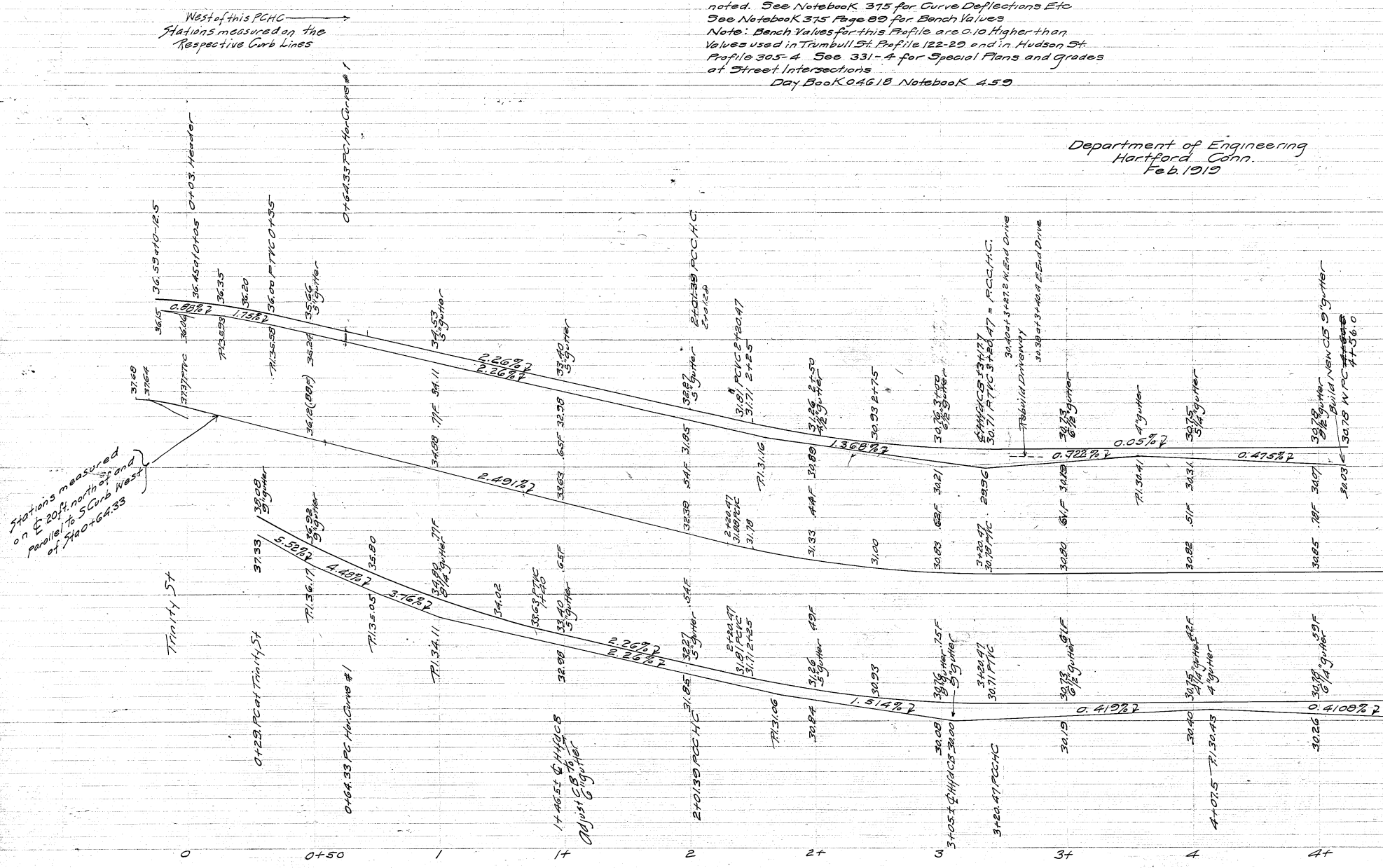

West of this PCHC → Stations measured on the Respective Curb Lines
Stations measured on ℄ 20 ft. north of and parallel to S Curb West of Sta 0+64.33
Trinity St
0+29 PC at Trinity St
0+64.33 PC Hor. Curve #1
0+03 Header
1+46.5± ℄ CB Adjust CB to 6" gutter
2+01.39 PCC HC
3+05± ℄ CB 30.00
3+20.47 PCC HC
4+07.5 P.I. 30.43
Rebuild Driveway
Build New CB 9" gutter
0.88%
1.75%
2.26%
2.26%
1.368%
0.722%
0.05%
0.475%
2.491%
5.52%
4.48%
3.76%
2.26%
2.26%
1.514%
0.419%
0.4108%
0
0+50
1
1+
2
2+
3
3+
4
4+

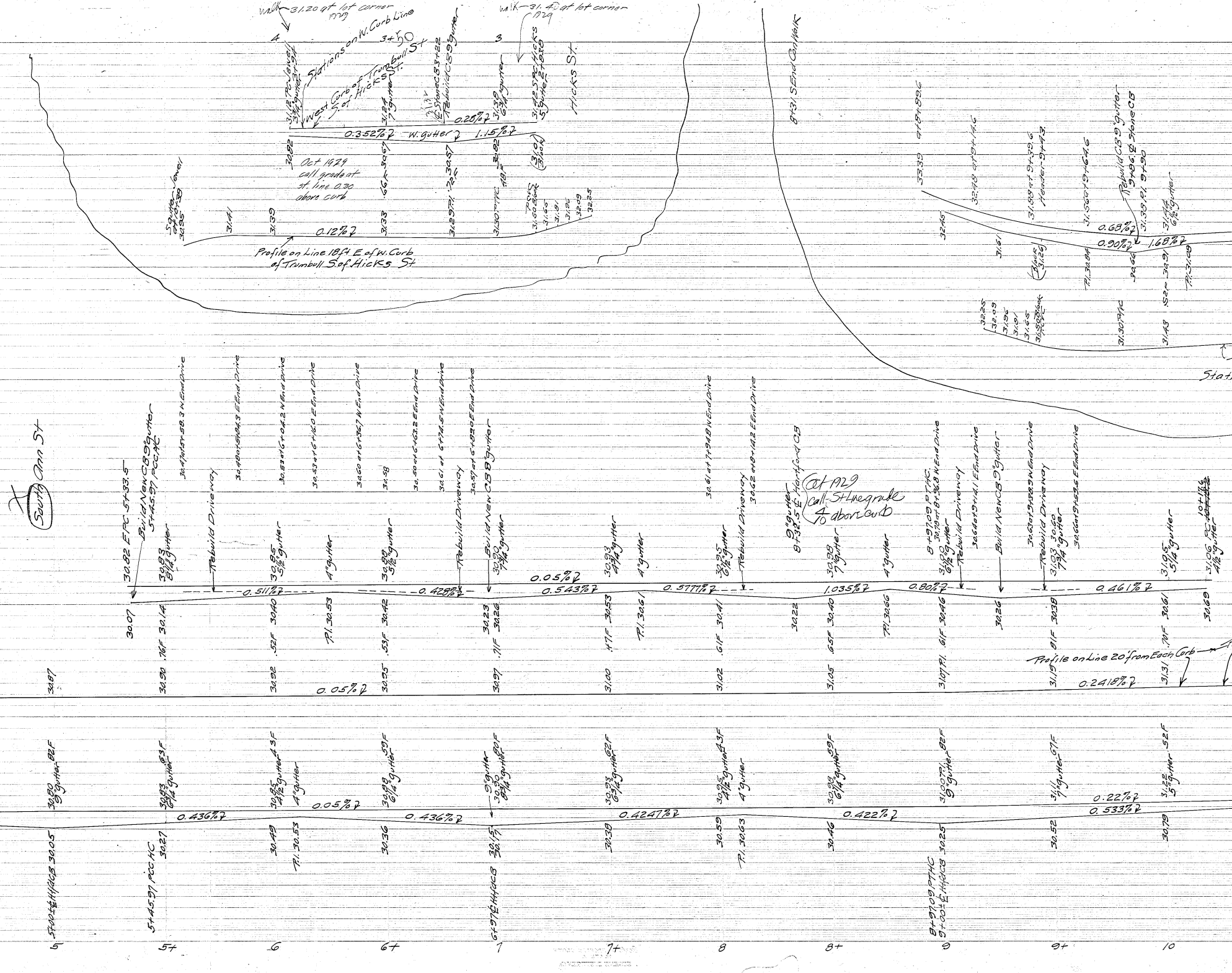
walk — 31.20 at lot corner 1929
walk — 31.40 at lot corner 1929
4
3+50
3
Stations on W. Curb Line
West Curb of Trumbull St S. of Hicks St.
31.12 PC Jewell 3¾" gutter 3+94
31.24 7" gutter
31.31
℄ Stone CB 3+22 Rebuild CB 9" gutter
31.30 6¼" gutter
31.42 S PC Hicks 5" gutter 2+83.0
Hicks St.
0.28%
0.352% W. gutter
1.15%
30.82
.66F 30.67
31.29 P.I. .72F 30.57
31.30 PTHC .48F 30.82
(31.01 Block)
Oct 1929 call grade at st. line 0.30 above curb
5" gutter Jewell at 4+07.38 30.95
31.41
31.39
31.33
PCC 31.50 Block
31.65
31.81
31.96
32.09
32.25
0.12%
Profile on Line 18 ft E of W. Curb of Trumbull S. of Hicks St
8+31 S End Con Walk
9+8+89.6
33.39
32.48 at 9+14.6
31.88 at 9+39.6 Header 9+43
31.56 at 9+64.6
Rebuild CB 9" gutter 9+96 ℄ Stone CB
31.38 P.I. 9+90
31.44 6½" gutter
0.68%
0.90%
1.68%
32.45
31.61
Block 31.26
P.I. 30.84
30.66
.52F 30.91
P.I. 31.09
32.25
32.09
31.96
31.81
31.65
31.50 Block PCC
31.30 PTHC
31.43
Stat
℄ South Ann St
30.82 EPC 5+33.5
Build New CB 9" gutter 5+45.97 PCC HC
30.83 8¼" gutter
30.47 at 5+58.3 W End Drive
Rebuild Driveway
30.49 at 5+84.3 E End Drive
30.53 at 6+04.2 W End Drive
30.85 5½" gutter
30.53 at 6+16.0 E End Drive
4" gutter
30.60 at 6+36.7 W End Drive
30.58
30.88 5½" gutter
30.50 at 6+63.2 E End Drive
30.61 at 6+74.5 W End Drive
Rebuild Driveway
30.57 at 6+89.0 E End Drive
Build New CB 8" gutter
30.90 7¾" gutter
0.05%
30.93 4¾" gutter
4" gutter
30.61 at 7+94.8 W End Drive
30.95 6½" gutter
Rebuild Driveway
30.62 at 8+14.2 E End Drive
9" gutter 8+32.5 ℄ Hartford CB
Oct 1929 call St line grade 4/10 above curb
30.98 7" gutter
4" gutter
8+97.09 PTHC 30.70 at 8+96.8 W End Drive
31.00 6½" gutter
Rebuild Driveway
30.64 at 9+14.1 E End Drive
Build New CB 9" gutter
30.63 at 9+38.9 W End Drive
Rebuild Driveway
31.03 30.60 7¾" gutter
30.66 at 9+59.5 E End Drive
31.05 5¼" gutter
31.06 PC 4½" gutter 10+17.6
0.511%
0.428%
0.543%
0.577%
1.035%
0.80%
0.461%
30.07
.76F 30.14
.52F 30.40
P.I. 30.53
.53F 30.42
30.23
.71F 30.26
.47F 30.53
P.I. 30.61
.61F 30.41
30.22
.65F 30.40
P.I. 30.66
31.07 P.I. .61F 30.46
30.26
.81F 30.38
.70F 30.61
30.69
Profile on Line 20' from Each Curb
30.87
30.90
30.92
30.95
30.97
31.00
31.02
31.05
31.07 P.I.
31.19
31.31
0.05%
0.2418%
30.80 9" gutter .82F
30.83 6¼" gutter .63F
30.85 4½" gutter .43F
4" gutter
30.88 6¼" gutter .59F
9" gutter
30.90 6¾" gutter .80F
30.93 6¾" gutter .62F
30.95 4½" gutter .43F
4" gutter
30.98 6¼" gutter .59F
31.07 P.I. 9" gutter .82F
31.11 7" gutter .67F
31.22 5" gutter .52F
0.05%
0.22%
0.436%
0.436%
0.4247%
0.422%
0.533%
5+00 ℄ HHCB 30.05
5+45.97 PCC HC 30.27
30.49
P.I. 30.53
30.36
6+97 ℄ HHCB 30.15 30.17
30.39
30.59
P.I. 30.63
30.46
8+97.09 PTHC 9+00 ℄ HHCB 30.25
30.52
30.79
5
5+
6
6+
7
7+
8
8+
9
9+
10



E. Curb Trumbull St.
E. Gutter Trumbull St.
0.561%
0.561%
1.36%
2.55%
2.55%
Curve Rad. (12+66.97)
PCC'R 12+75.5
N.P.I. 12+78.3
Gold St.
35.36 PC
35.36 PCC
5' gutter
34.93
34.94
34.51
35.04
35.68 PCVC
33.65
33.23
32.89 PTVC
32.37
32.02
P.I. 32.09
32.11 PCVC
32.20
31.59
P.I. 31.76
31.72
31.30
.53F
.49F
.45F
.55F
2.55%
Profile on Line 21 ft. from W. Curb
0.642%
Profile on Line 23 ft. from E. Curb
Stations for Profiles above measured on E. Curb Trumbull St.
31.75
32.07
32.80 PCVC
32.48
32.57
33.00 PTVC
33.76
35.68
Stations Measured on East Curb
S.P.I. 12+99.7
39.64 SPC 13+06.1
PCR 13+18.38
13+65.2 S. End Con. Walk & Curb
Rebuild C.B. at PC 14+09 gutter
14+32.8 Stone C.B.
14+39.1 NPC
14+44.5 NPI
Mulberry St.
14+72.55 P.I.
14+78.85 PC
12+66.5 PC 25' R
PCC'R 12+75.5
N.P.I. 12+78.3
Gold St.
38.93 5' gutter
38.68
38.87
1.91%
1.624%
1.624%
38.18 5' gutter
P.I. 38.18
37.37
37.48
36.73
37.23
(14.85) (36.56)
36.92 6½' gutter
36.36
1.443%
1.31%
36.20 6' gutter
36.3 S.P.I.
Trumbull St.
Trumbull Street Intersection
Stations Measured on East Curb
32.37
32.89 PTVC
33.65 5' gutter
34.93 5' gutter
2.55%
2.55%
34.94
34.51
33.23
32.02
P.I. 32.09
(.55F)
35.04
.53F
35.68 PCVC
36.30
36.82
37.20
37.35
37.35
37.30
37.20
37.11
36.92
36.71
36.38
.59F
.54F
35.71
P.I. 35.51
35.94 PTVC
Profile on Line 21 ft. from S. Curb
31.43
31.48 PCVC
31.58
31.75 PTVC
1.65%
32.57
32.74 P.I.
33.76
2.55%
35.57 PCVC
.66F
.93F
.86F
.71F
.63F
.58F
36.85 PTVC
36.85 PCVC
36.13 6' gutter
36.53
36.77 6' gutter
36.85 4½' gutter
3' gutter
36.85 4½' gutter
36.79
36.60
36.27
35.83 PTVC
Level
0.44%
0.444%
1.38%
1.6%
2.55%
2.55%
4' gutter
31.33 5½' gutter
.54F
31.38 PCVC 10+79.6
9' gutter
31.48 10+94.6
.85F
31.70 11+14.6
32.05 11+34.6
5' gutter 6.1F
32.50 PTVC 11+54.6
33.65 5' gutter
34.93 5' gutter
.53F
35.57 PCVC
P.I. 35.40
35.64
P.I. 36.20
36.27
36.49
P.I. 36.60
36.49
36.27
P.I. 36.20
35.72
P.I. 35.51
0.547%
1.833%
P.I. 30.97
30.89
30.68
30.90
P.I. 31.45
31.96
33.23
34.51
10+51.86 PCHC
10+93.5 E. H. R.C.B.
11+54.82 PCCHC
13+55.3 PCC H.C.
10+
11
11+
12
12+
13
13+
14
14+
15
15+

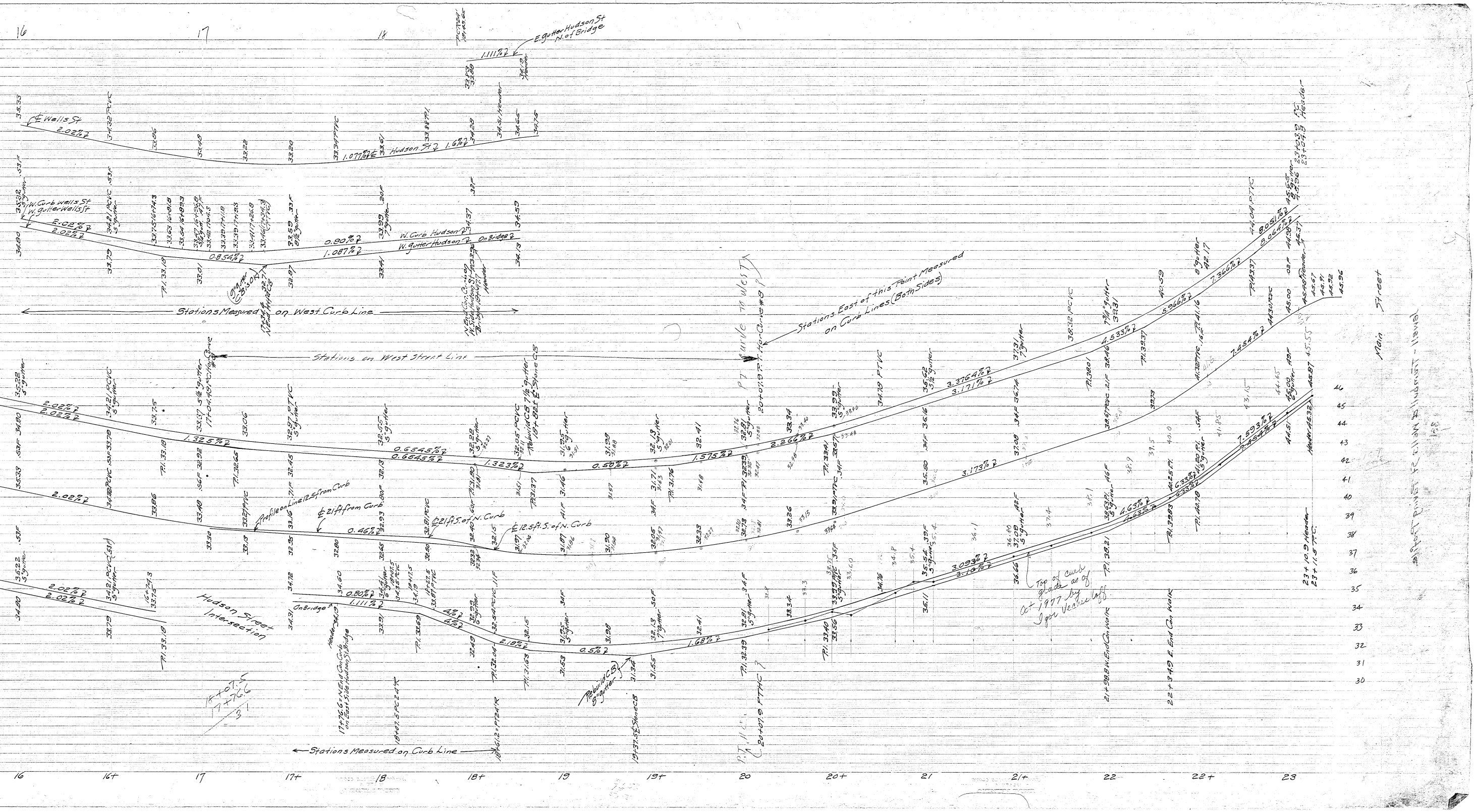

℄ Wells St
2.02%
Hudson St
1.077%
1.6%
1.111%
E. gutter Hudson St N. of Bridge
W. Curb Wells St
W. Gutter Wells St
W. Curb Hudson
W. gutter Hudson
0.80%
1.087%
0.854%
On Bridge
Stations Measured on West Curb Line
Stations on West Street Line
Stations East of this Point Measured on Curb Lines (Both Sides)
1.325%
0.6545%
1.323%
0.50%
1.575%
2.266%
3.376%
3.171%
4.533%
5.966%
7.366%
8.051%
8.064%
7.454%
3.173%
0.46%
Profile on line 12.5' from Curb
℄ 21' from Curb
℄ 21' S. of N. Curb
℄ 12.5 ft. S. of N. Curb
Hudson Street Intersection
2.18%
0.5%
1.68%
3.093%
3.10%
4.63%
6.33%
7.593%
Top of curb grade as of Oct 1977 by Igor Veselovsky
Rebuild CB
21+98.8 W. End Con. Walk
22+34.0 E. End Con. Walk
23+10.9 Header
23+11.5 PTC
17+76.6 = N. End Con. Curb on East Side Hudson St. Bridge
18+07.5 PC 24 R
18+61.2 = PT 24 R
19+37.5 Stone CB
20+07.9 PTHC
Stations Measured on Curb Line
Main Street
16
16+
17
17+
18
18+
19
19+
20
20+
21
21+
22
22+
23
46
45
44
43
42
41
40
39
38
37
36
35
34
33
32
31
30