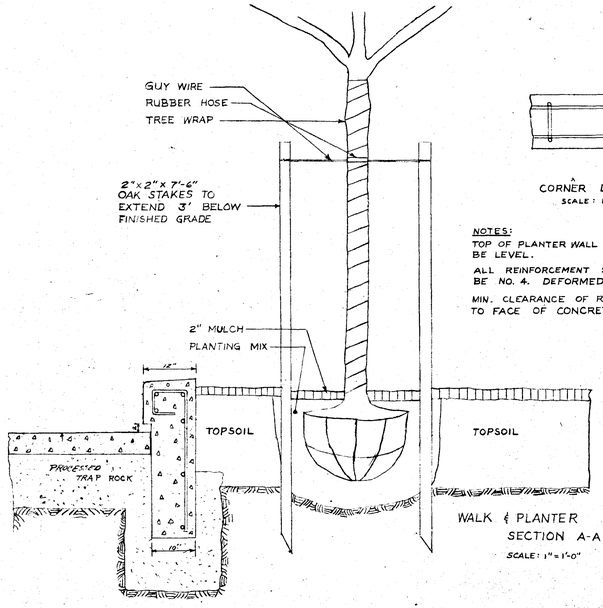

BUILDING SIDE

WALK & PLANTER SECTION A-A

SCALE: 1" = 1'-0"

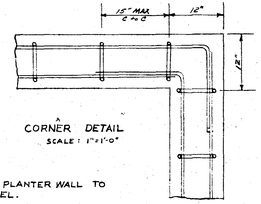

CORNER DETAIL

SCALE: 1" = 1'-0"

NOTES:

TOP OF PLANTER WALL TO BE LEVEL.

ALL REINFORCEMENT SHALL BE NO. 4. DEFORMED BARS.

MIN. CLEARANCE OF REINFORCEMENT TO FACE OF CONCRETE TO BE 2".

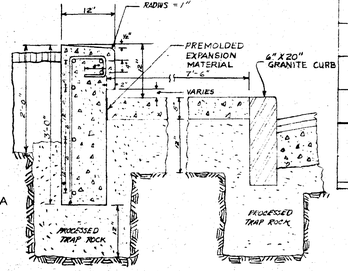

EXISTING SIDEWALKS TO BE REMOVED BETWEEN BUILDINGS & CURBS. NEW CONCRETE SIDEWALK TO BE INSTALLED AS PER CITY SPEC'S. EXISTING DRIVEWAYS TO REMAIN

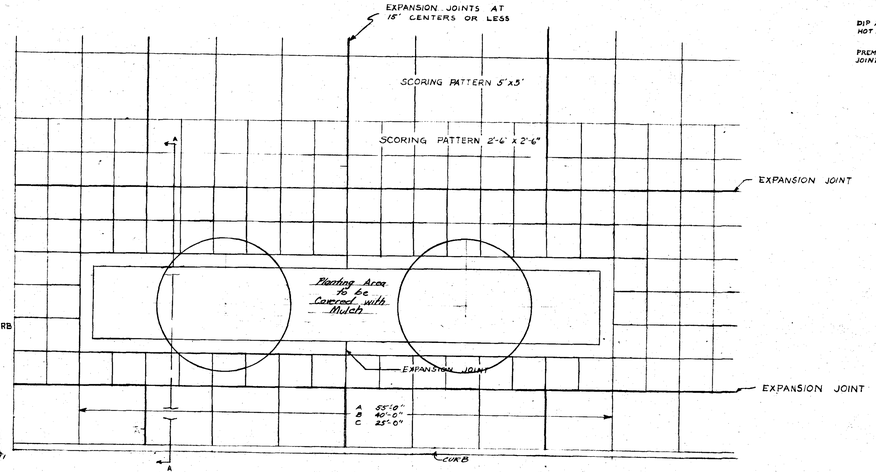

PLAN

SCALE: 1" = 4'

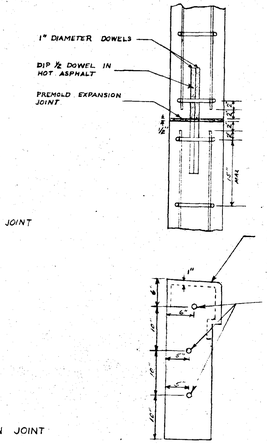

SEAL EXPANSION JOINT WITH GRAY COLORED THOROSPAN HEAVY AS MANUFACTURED BY STANDARD DRY WALL PRODUCTS INC. AND INSTALLED AS SPECIFIED AT RIGHT.

1" DIAMETER, 24" LONG DOWELS (THREE PER JOINT SPACED AS SHOWN

PLANTER EXPANSION JOINT DETAIL

SCALE: 1" = 1'-0"

TRANSVERSE JOINTS

PLACE 24" DOWELS 2' ON CENTER MIN 1' FROM EDGE

LONGITUDINAL JOINTS

PLACE 12" DOWELS 2' ON CENTER

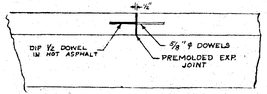

SIDEWALK EXPANSION JOINT DETAIL

SCALE: 1" = 1'-0"

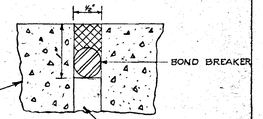

NOTE:

ALL CONCRETE SHALL HAVE A COMPRESSIVE STRENGTH OF 4000 P.S.I. AT 28 DAYS AND BE AN APPROVED CITY OF HARTFORD SIDEWALK CONCRETE MIX.

CITY OF HARTFORD, CONNECTICUT
DEPARTMENT OF PUBLIC WORKS
BUREAU OF ENGINEERING SERVICES

PUBLIC AREA IMPROVEMENTS ALBANY AVE.

SUBMITTED	RECOMMENDED	APPROVED
DIVISION ENGINEER	CHIEF OF ENG. SERV.	ASST. DIR. & CHIEF ENG.
DRAWN WGW	SCALE AS NOTED	DAYBOOK NO. 010554-C SHEET 3 of 5
CHECKED		DATE MARCH 1976