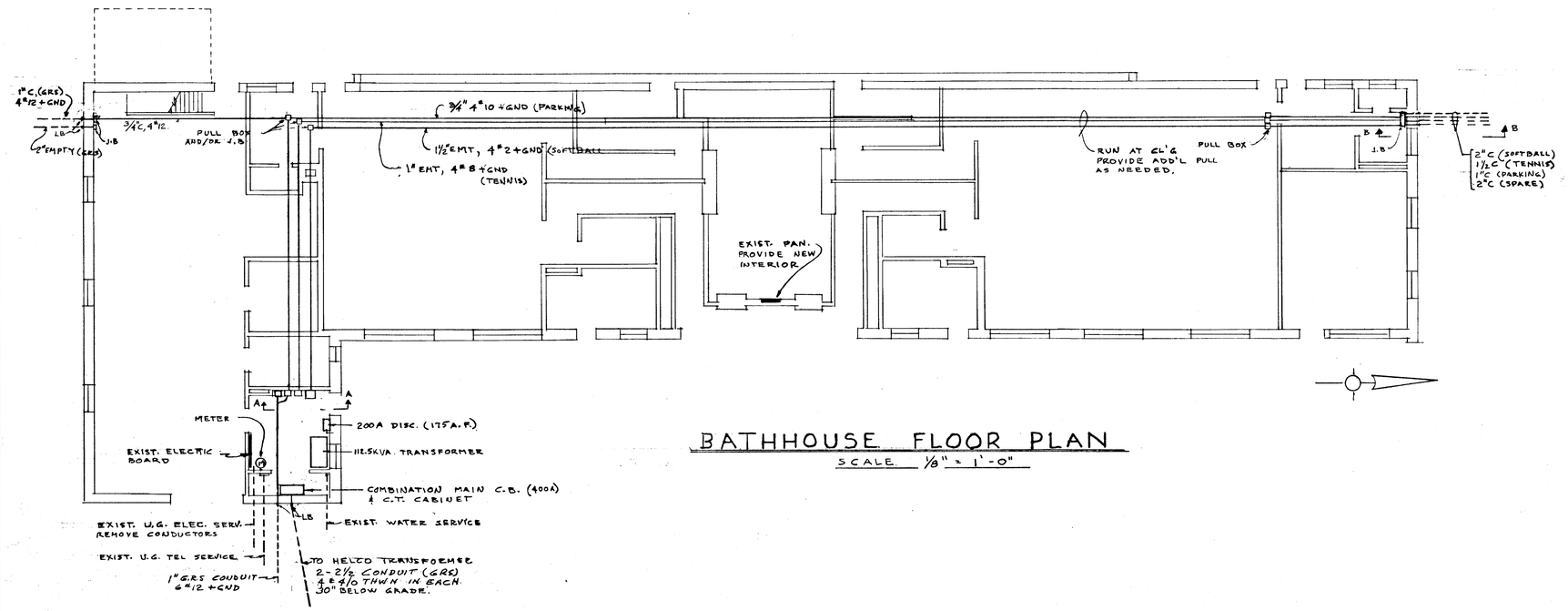

BATHHOUSE FLOOR PLAN

SCALE 1/8" = 1'-0"

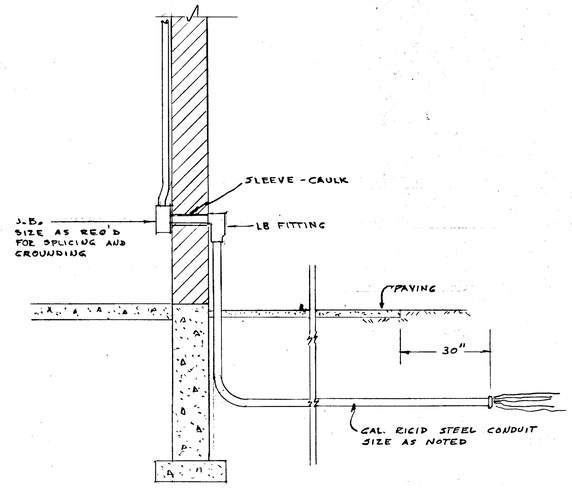

SECTION B-B

N.T.S.

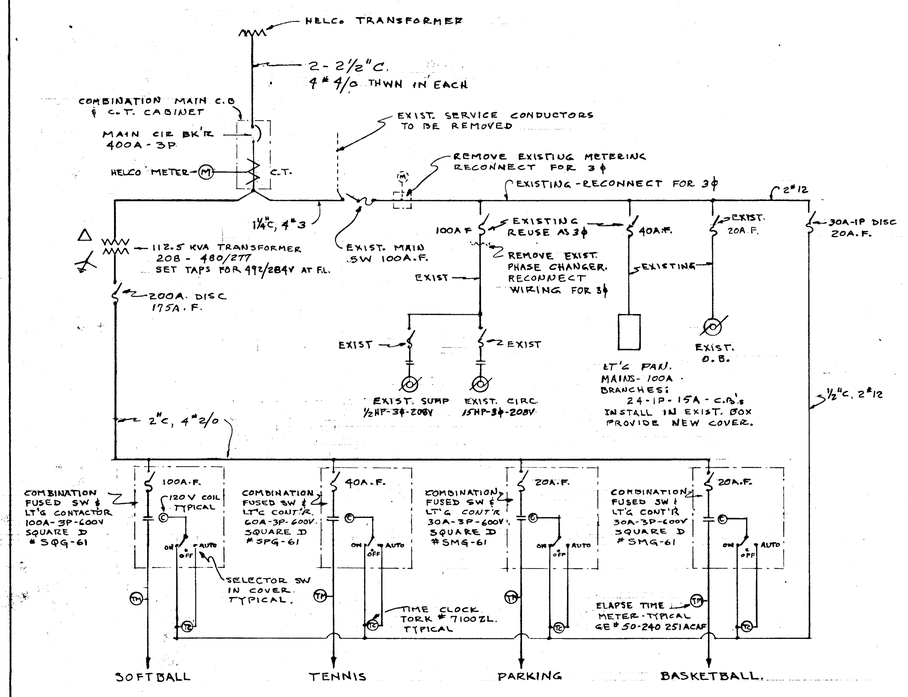

NOTES: 1. ALL ITEMS SHOWN ARE TO BE PROVIDED UNDER THIS CONTRACT UNLESS SPECIFICALLY NOTED AS BEING EXISTING.
2. PHASE CHANGER (2Ø TO 3Ø) IS THE PROPERTY OF HELCO AND SHALL RETURNED TO THEM BY THIS CONTRACTOR.
3. ALL DISC. SWITCHES. ON 480V SYSTEM TO BE RATED 600V; ON 208V SYSTEM TO BE RATED 250V.
4. REPLACE EXISTING FUSES WITH NEW. FUSES SHALL BE BUSSMAN TYPE "FRN" FOR 208V & "FRS" FOR 480V.

POWER RISER DIAGRAM

N.T.S.

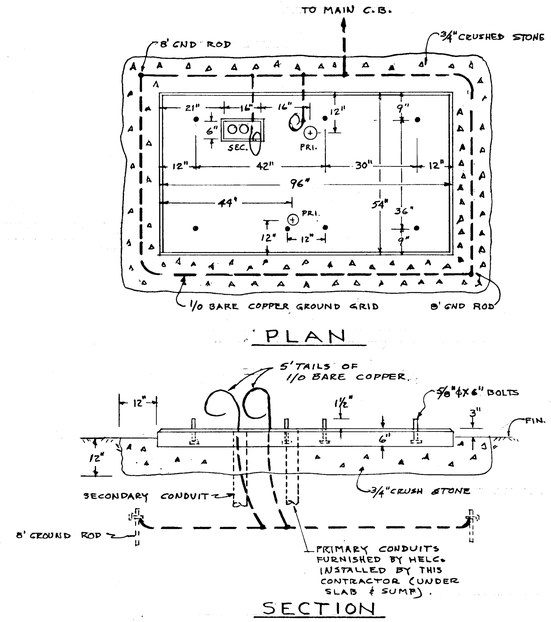

PLAN

SECTION

NOTES. 1. ALL WORK IN REGARD TO SERVICE AND TRANSFORMER PAD SHALL IN ACCORDANCE WITH HELCO STANDARD SHEETS # I-40-607, I-40-661, I-40-665; J-13-271, L-10-151. AND ALL OTHER REQUIREMENTS OF HELCO
2. REGRADE AREA A MINIMUM OF FIVE FEET AROUND PAD TO GIVE A LEVEL ELEVATION.

TRANSFORMER PAD DETAIL

1/2" = 1'-0"

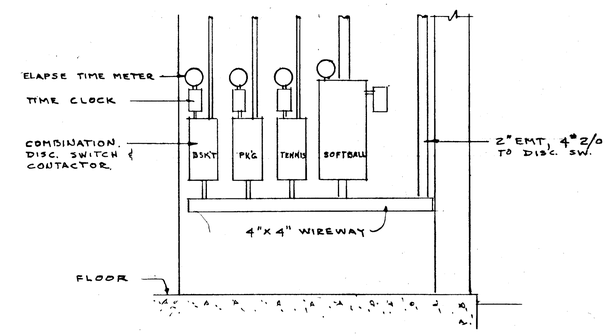

SECTION A-A

N.T.S.

VERIFY EXISTING CONDITIONS AND DIMENSIONS

E-4

CITY OF HARTFORD, CONNECTICUT
DEPARTMENT OF PUBLIC WORKS
BUREAU OF PUBLIC BUILDINGS

SPORTS LIGHTING
KENEY WOODLAND AREA
KENEY PARK
HARTFORD CONNECTICUT

SUBMITTED	RECOMMENDED	APPROVED
R. L. Beaver	Walter H. Reed, Jr.	George E. Hoffman
	ASST. TO AGENTS	ASST. TO ENGR.

DRAWN RGD	SCALE	DAYBOOK NO. 010577-D
CHECKED RGD		DATE SEPT. 3, 1976