2/583


0+00 S. end Duplex C.B. also P.C.
67.32
67.30
66.98 E 67.21 W
67.47 E 67.72 W
67.90
67.90 E 0+09 rail at header
68.89 W 0+13 " " "
End of special work
69.81
70.15 E 70.30 W
Sta 0+65.4 N.W. P.C. Garden & Asylum Sts.
71.36
72.38
72.44 E 72.64 W
73.14
75.09
75.28 E 75.30 W
76.72
5.31%
5.29%
5.10%
5.098%
77.83
77.90 E 77.95 W
78.21
80.35
80.47 E 80.44 W
80.91
80.79
5.225%
5.253%
81.61
82.14
S. end of Hartford C.B. ~~2+78.3~~
℄ Stone C.B. 2+73.5
82.46
83.07 E 83.06 W
83.41
83.35
EAST RAIL PLOTTED
85.41
85.72 E 85.66 W
86.47 P.C.V.C.
85.95
85.90 P.I.
Sta. 3+60
86.43 P.C.V.C.
3+79.1 range S face #37
P.C.V.C.
4.6%
87.96
88.20
88.24 E&W
88.36
88.30
90.42
90.50 P.I.
90.31 E&W
90.54
0
0+50
1
1+
2
2+
3
3+
4
4+


42
91.99 P.I.
91.28
92.23
92.15
3.30 %
℄ Stone C.B. 5+29 W
93.31
92.94
93.79
93.80 P.I.
94.25 PTVC
2.266%
94.93
92.16
92.07 E
92.09 W
92.21
93.64
93.52 E
93.48 W
93.77
94.03 P.T.V.C.
94.25 PTVC
2.266%
94.93
96.07
91.99 P.I.
92.15
92.93
93.65
91.25
91.99 P.I.
92.13
92.16
93.15
93.56
93.80 P.I.
Sta. 5+60
94.25
2.266%
94.93
PTVC
3.3 %
92.14
92.93
93.63
91.24
39
℄ Stone C.B. 5+35.7 E
5+93.5 range S. face #55
See above
92.23
92.15
℄ Stone C.B. 5+29 W
93.31
93.79
93.80 P.I.
94.94
94.93
96.23
96.07
97.41
97.20
98.49
98.33
99.62
99.47
100.66
100.60
101.69
101.73
102.73
102.86
Sta. 9+75
104.18
104.00 P.I. PCVC
Switch point 10+35.2
104.60
W Curb
2.266 %
102.64 E&W
102.86
103.43 P.C.V.C.
103.77 E&W
103.95
104.22
100.62 E
100.44 W
100.60
101.56 E&W
101.73
Track
3.3 %
92.07 E&W
92.21
93.52
93.77
94.03 P.T.V.C.
94.72 E&W
94.93
95.87 E
95.88 W
96.07
97.11 E
97.04 W
97.20
98.29 E
98.33 W
98.33
99.42 E
99.48 W
99.47
2.266 %
102.74
102.86
103.93
104.00 P.I.
PCVC
104.32
104.60
98.05
98.33
96.98
97.20
99.19
99.47
100.27
100.60
101.55
101.73
E Curb
2.266 %
94.72
94.93
95.95
96.07
92.13
92.15
93.15
93.56
93.80 P.I.
3.3 %
See above
℄ Stone C.B. 5+35.7 E
S.E.P.C. 10+17.2
S ℄ P.I. 10+23.6
MYRTLE STREET.
5
5+
6
6+
7
7+
8
8+
9
9+
10
1K

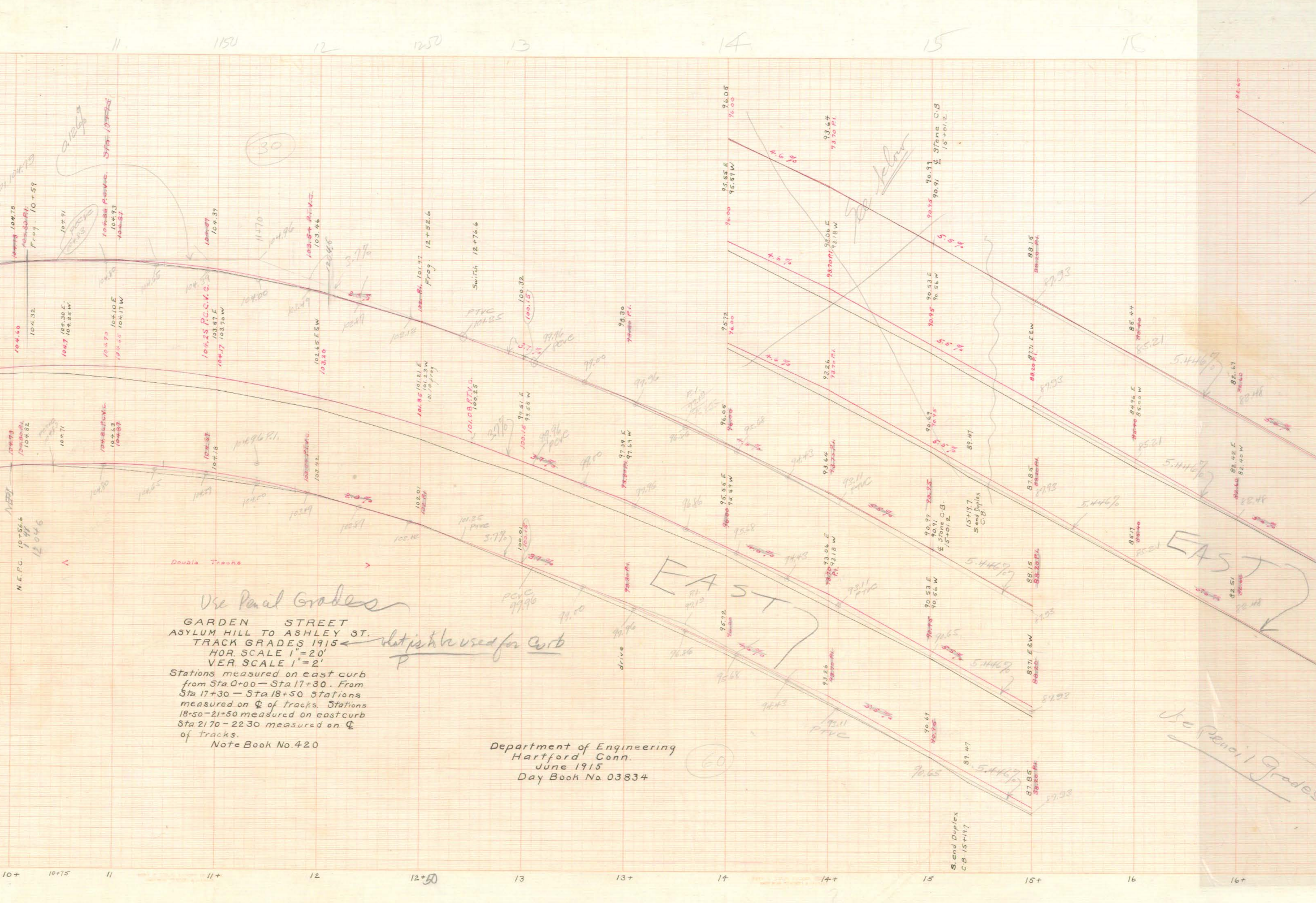
11
1150
12
1250
13
14
15
16
Frog 10+59
Frog 12+52.6
Switch 12+76.6
104.25 P.C.C.V.C.
PTVC
PCVC
3.7%
4.6%
5.5%
5.446%
See below
Stone C.B. 15+01.2
S. end Duplex C.B. 15+19.7
drive
N.E.P.C. 10+56.6
Double Tracks
EAST
EAST
10+
10+75
11
11+
12
12+50
13
13+
14
14+
15
15+
16
16+

Use Pencil Grades

GARDEN STREET
ASYLUM HILL TO ASHLEY ST.
TRACK GRADES 1915
HOR. SCALE 1" = 20'
VER. SCALE 1" = 2'

that is to be used for Curb

Stations measured on east curb from Sta. 0+00 — Sta. 17+30. From Sta. 17+30 — Sta. 18+50 stations measured on ℄ of tracks. Stations 18+50 – 21+50 measured on east curb Sta. 21 70 – 22 30 measured on ℄ of tracks.

Note Book No. 420

Department of Engineering
Hartford Conn.
June 1915
Day Book No. 03834

Use Pencil Grades


79.94
79.80
79.72 E
79.66 W
78.08 E
78.11 W
78.40 P.I.
77.55 E
77.57 W
77.06
77.00
77.03 E
77.06 W
5.6 %
76.59 E
76.63 W
76.10 E
76.09 W
75.58 E
75.53 W
74.99 E
74.96 W
74.53 E
74.48 W
74.26
74.20
73.84
18+07.7 S.W.P.C.
Collins St.
73.66
18+15.85 N.W.P.C.
Collins St.
73.67
74.09 E
74.06 W
73.64 E
73.62 W
73.20 E
73.17 W
72.73 E
72.69 W
72.20 E
72.13 W
71.54
71.83
74.70
5.6 %
78.00
See Below
17+31.3 N. end C.B.
also S.E.P.C.
Collins St.
68.86
69.20
5.25 %
66.27
66.57
5.13 %
63.68
63.94
62.62
P.C.V.C.
61.16
61.39
Tie: 20+63.2 S. end drive #205
24
Sta 20+75
60.31
60.00
P.I.
59.29
57.39
P.T.V.C.
58.62
2.64 %
Special work begins here
57.90
57.93
57.19 S.W.P.C. Ashley St 21+79.8
2.76 %
56.55
72.68
72.40 P.I.
N.E.P.C. 18+47.7
69.37 E
69.35 W
69.20
66.40 E
66.52 W
66.57
5.25 %
63.70 E
63.74 W
63.94
62.62
P.C.V.C.
61.23 E&W
61.39
60.31
60.00
P.I.
59.27 E
59.32 W
59.39
P.T.V.C.
58.62
2.73 %
57.92 E&W
57.93
2.46 %
57.47 E
57.37 W
57.11 E
57.11 W
56.76 E
56.88 E
56.83 E
56.61 W
56.74 E
56.54 W
56.64 E
56.48 W
56.52 E
56.43 W
special work
56.55
79.94
79.76
West
77.06
77.00
77.03
79.72 E
79.66 W
79.80
79.76
78.08 E
78.11 W
78.40 P.I.
77.55 E
77.57 W
77.03 E
77.06 W
76.59 E
76.63 W
76.10 E&W
75.58 E
75.53 W
74.99 E
74.96 W
74.26
74.20
74.31
73.84
18+07.7 S.W.P.C. Collins St
74.53 E
74.48 W
74.09 E
74.06 W
73.64 E
73.62 W
73.20 E
73.17 W
72.73 E
72.69 W
72.20 E
72.13 W
71.83
74.70
74.76
78.00
77.09
78.03
74.46
5.25 %
69.66
5.88 %
66.73
66.72
65.05
P.I.
5.25 %
63.76
63.94
P.C.V.C.
62.62
61.39
61.31
60.31
60.00
P.I.
59.20
59.39
P.T.V.C.
58.62
58.26
57.86
2.73 %
2.76 %
57.93
56.55 P.I.
56.86
17+31.3 N. end C.B. also S.E.P.C.
Collins St.
Tie: 20+37.8 S.P.C. of drive.
21+35.7 ℄ Stone C.B.
17
17+
18
18+
19
19+
20
20+
21
21+
22
22+

Ask McCraig if new Special track will be put in on each end.