

Key Plan
Numbers Indicate Walk System Segments

Issue Dates Prior to Full Release				
Date of Issue	Is this identical to print of last issue?	Issued to	Use restrictions	
7/24/77	Yes	N.A. BIDDERS	ELEC./MECH.	
	No			

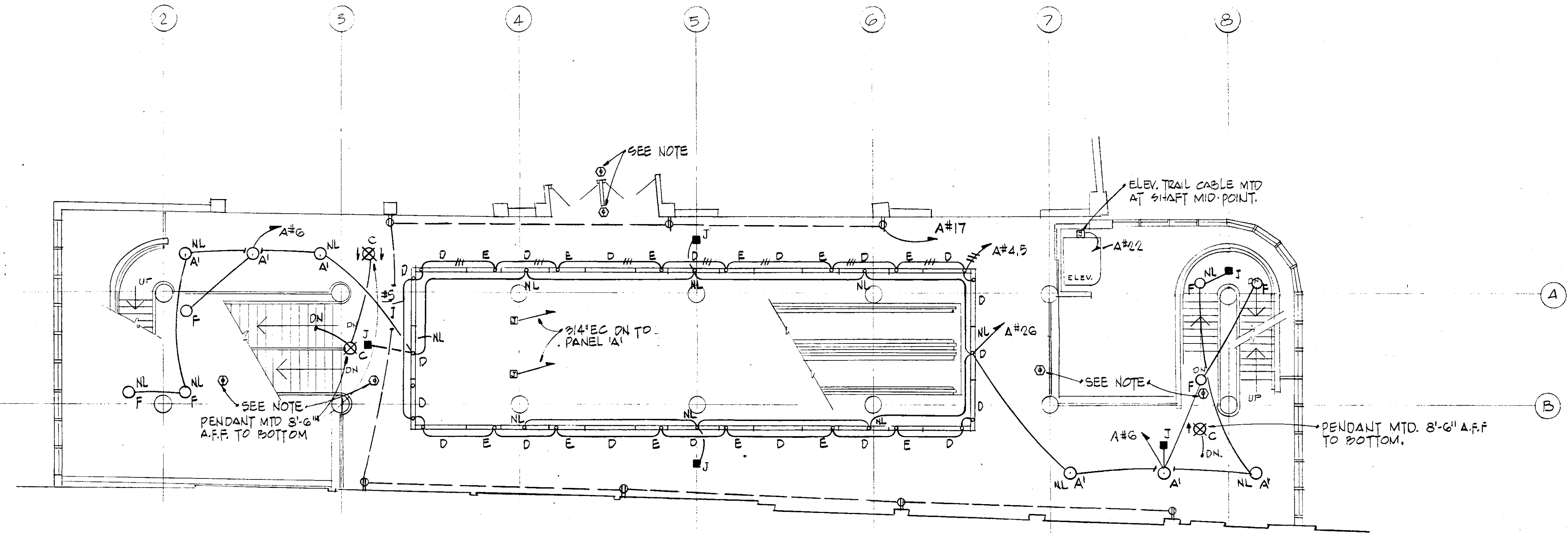
Use and Interpretation of This Drawing	
1. Except as may be otherwise shown or noted, this set of drawings shall be interpreted as a "Notice to Proceed" and shall be used for the purpose of construction of the project. The contractor shall be responsible for obtaining all necessary permits and for complying with all applicable laws and regulations. The contractor shall also be responsible for obtaining all necessary approvals from the appropriate authorities. The contractor shall also be responsible for obtaining all necessary approvals from the appropriate authorities. The contractor shall also be responsible for obtaining all necessary approvals from the appropriate authorities.	
2. AFTER REVIEW OF THE CONSTRUCTION CONTRACT, the contractor shall be responsible for obtaining all necessary approvals from the appropriate authorities. The contractor shall also be responsible for obtaining all necessary approvals from the appropriate authorities. The contractor shall also be responsible for obtaining all necessary approvals from the appropriate authorities.	
3. THE RELEASE STATUS OF THIS DRAWING IS INDICATED BY THE APPEARANCE OF THE FOLLOWING: (a) "PROCESS PRINT" - NO PART OF THIS DRAWING IS RELEASED BY ARCHITECT FOR CONSTRUCTION PURPOSES. (b) "PARTIAL RELEASE" - ONLY THE PORTION BEING RELEASED, PARTS OF THIS DRAWING ARE RELEASED BY ARCHITECT FOR CONSTRUCTION PURPOSES. (c) "FULL RELEASE" - THIS DRAWING IS FULLY RELEASED BY THE ARCHITECT FOR CONSTRUCTION PURPOSES.	

Revisions after Partial or Full Release			
Mark	Date	Nature of Revision	Quantity No. marked
10	5-77	ADDED NOTE FOR THE AREA SHOWN LIMITED BY THE	

Construction Manager Cronin Construction Services Corporation Box 14310 Barry Square Station Hartford, Ct. 06114		203/278-1540
Mechanical Engineers Kotos, Allen & Associates, Inc. 310 Cottage Grove Road Bloomfield, Ct. 06002		203/243-1701
Landscaping Architect Johnson & Doe Bromfield Court Ave. Ct. 06001		203/678-0669

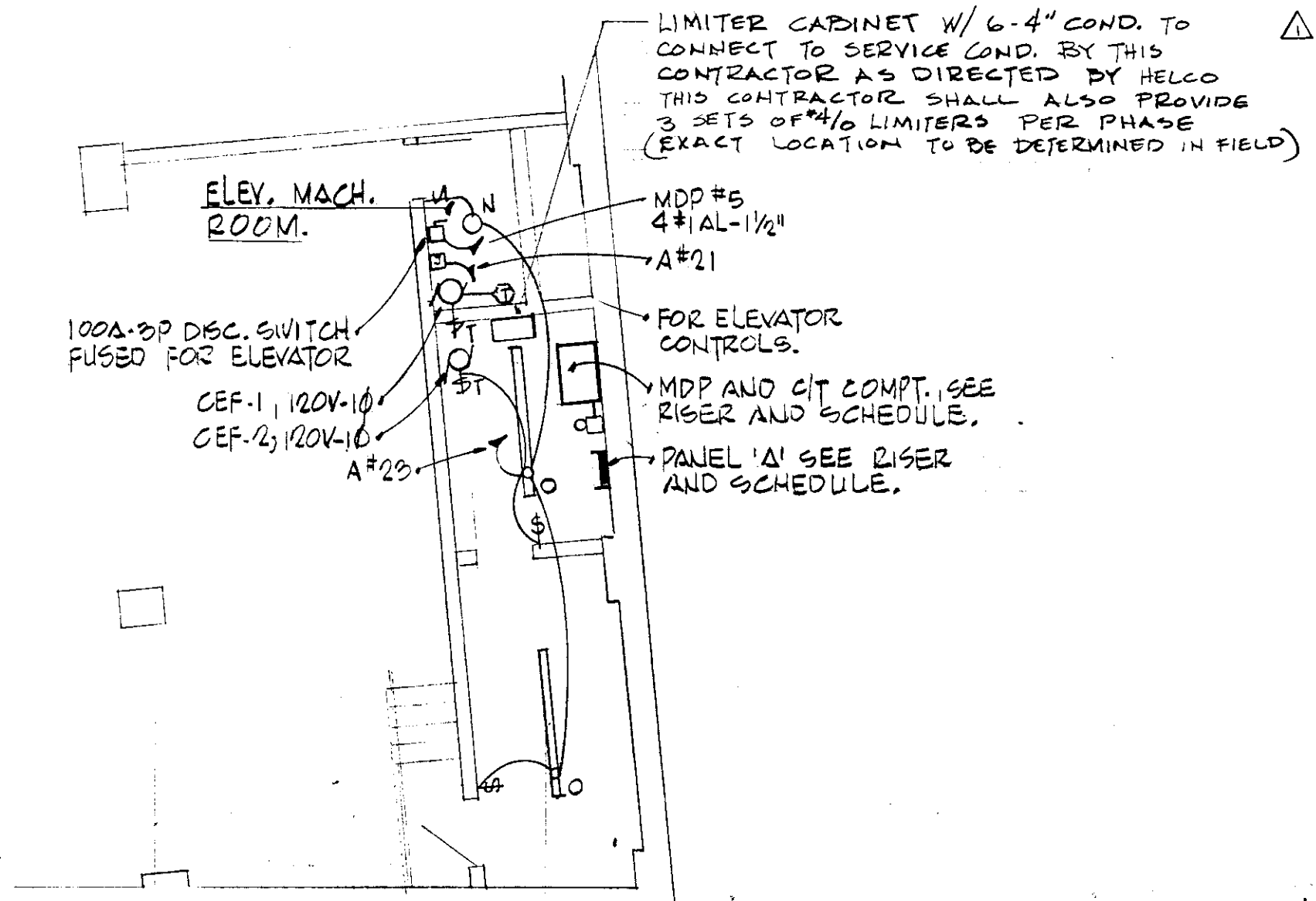
PLANS PREPARED BY ARCHITECTS IRWIN JOSEPH HIRSCH & ASSOCIATES, INC. 291 FARMINGTON AVE. / FARMINGTON, CT. 06032		203/677-0273
--	--	--------------

FLOOR PLANS LIGHTING & POWER	
Hartford Walk System - Mixmaster Hartford, Connecticut	
Project Number 11H-210-II	Drawing Number E-1
Scale AS NOTED	

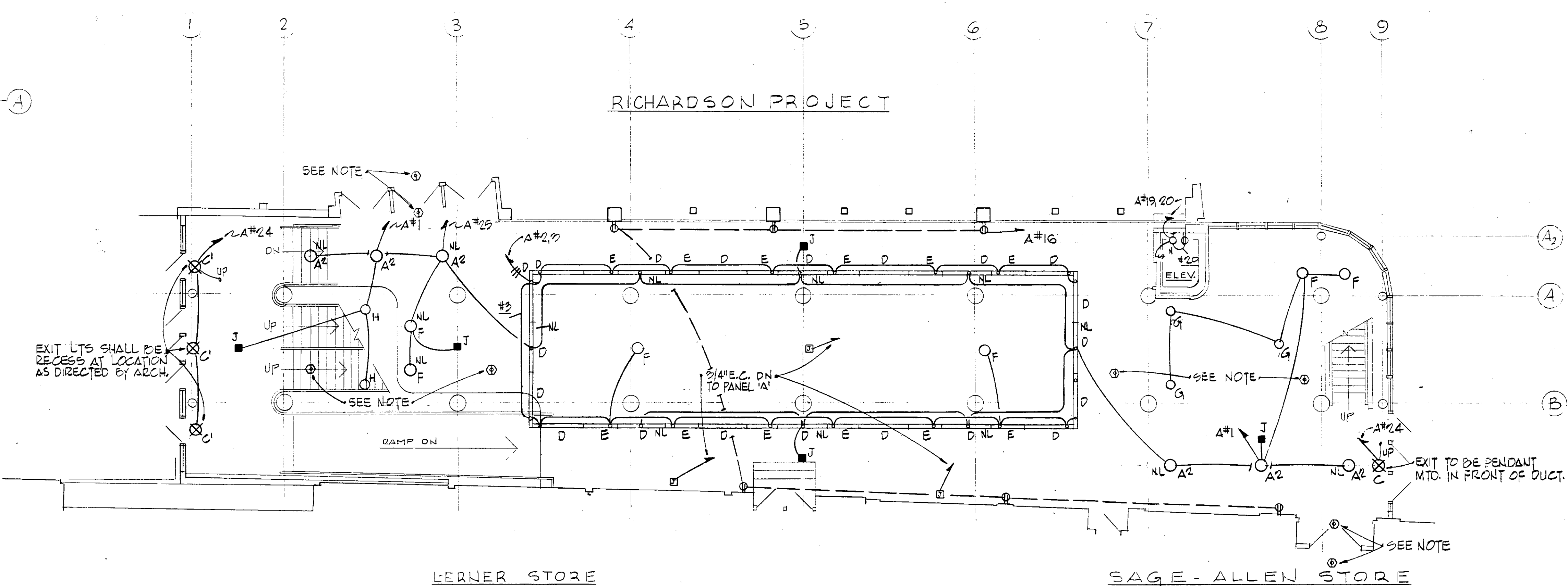


NOTE!
DETECTORS FOR DELUGE SYSTEM SHALL BE WIRED TO BROWN-THOMPSON F.A. PNL. AS REQ'D.

FIRST FLOOR PLAN (CEL 73.285)
SCALE: 1/8" = 1'-0"



SUB-BASEMENT FLOOR PLAN (CEL 47.140)
SCALE: 1/8" = 1'-0"



LERNER STORE

SAGE-ALLEN STORE

NOTE!
DETECTORS FOR THE DELUGE SYSTEM SHALL BE WIRED TO BROWN-THOMPSON F.A. PNL. AS REQ'D.
THIS CONTRACTOR SHALL PROVIDE ANY ADDITIONAL EQUIP. AS REQ'D FOR THE CONNECTION OF DELUGE SYSTEM IN TO THE BROWN-THOMPSON FIRE ALARM SYSTEM.

GROUND FLOOR PLAN (CEL 59.720 / 63.685)
SCALE: 1/8" = 1'-0"