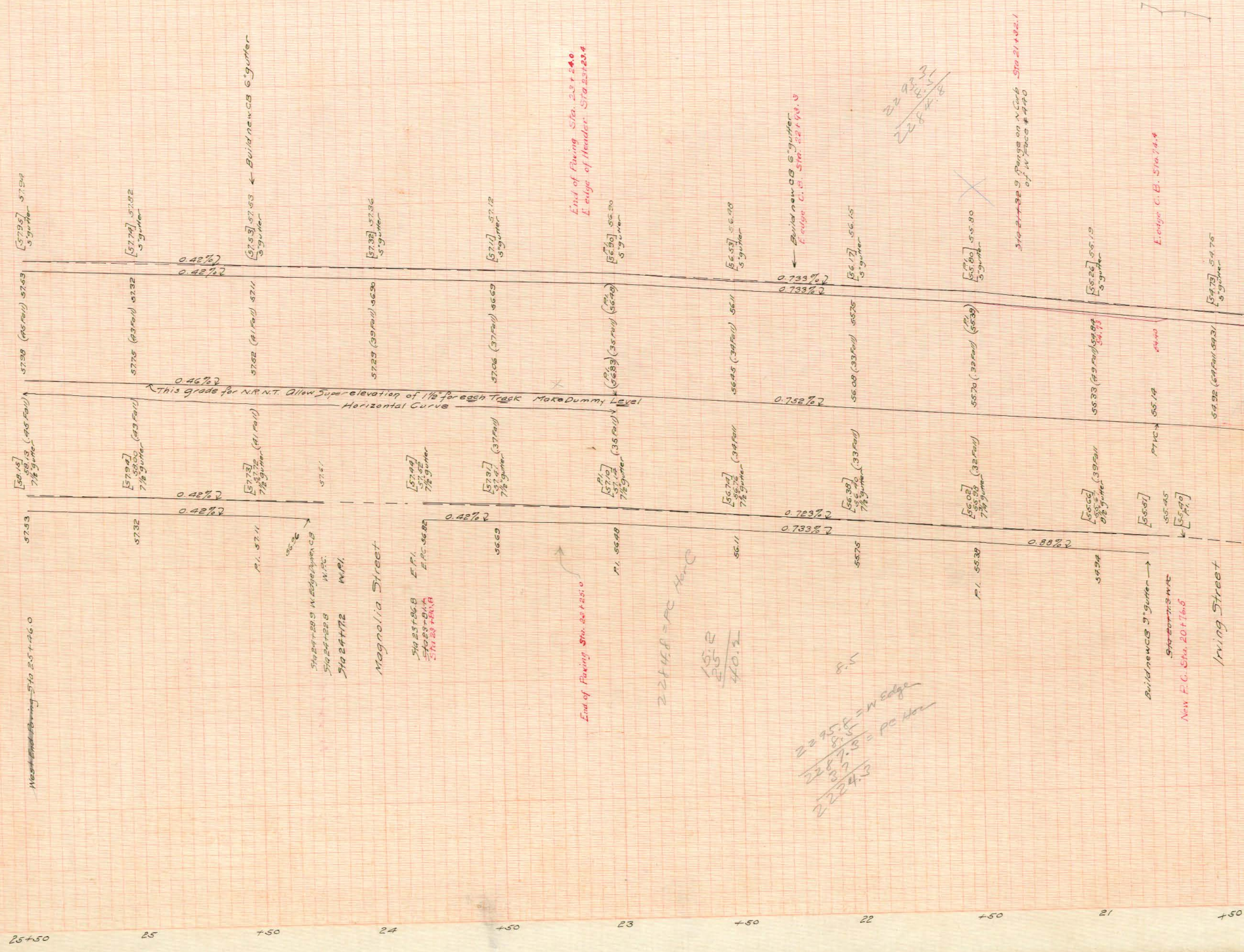
[57.95] 57.94 5"gutter
[57.74] 57.82 5"gutter
[57.53] 57.53 5"gutter
← Build new CB 6"gutter
[57.32] 57.36 5"gutter
[57.11] 57.12 5"gutter
End of Paving Sta. 23+24.0
E edge of Header Sta 23+23.4
[P.I. 56.90] 56.90 5"gutter
[56.53] 56.98 5"gutter
← Build new CB 6"gutter
E edge C.B. Sta. 22+93.9
[56.17] 56.15 5"gutter
[P.I. 55.80] 55.80 5"gutter
~~Sta 21+32.9~~ Range on N Curb Sta 21+32.1 of W Face #470
[55.26] 55.19 5"gutter
E edge C.B. Sta 20+74.4
[54.73] 54.75 5"gutter
22 93.3
8.5
2284.8
0.42% ↘
0.733% ↘
57.98 (.45 Fall) 57.53
57.75 (.43 Fall) 57.32
57.52 (.41 Fall) 57.11
57.29 (.39 Fall) 56.90
57.06 (.37 Fall) 56.69
(P.I. 56.83) (.35 Fall) (P.I. 56.48)
56.45 (.34 Fall) 56.11
56.08 (.33 Fall) 55.75
55.70 (.32 Fall) (P.I. 55.38)
55.33 (.49 Fall) 54.84 54.73
54.40
54.92 (.61 Fall) 54.31
0.46% ↘
This grade for N.R.N.T. Allow Super-elevation of 1½" for each Track Make Dummy Level
Horizontal Curve
0.752% ↘
[58.15] 58.13 7½"gutter (.45 Fall)
[57.94] 58.00 7½"gutter (.43 Fall)
[57.73] 57.72 7½"gutter (.41 Fall)
57.61
[57.44] 57.52 7½"gutter
[57.31] 57.41 7½"gutter (.37 Fall)
[P.I. 57.10] 57.14 7½"gutter (.35 Fall)
[56.74] 56.76 7½"gutter (.34 Fall)
[56.38] 56.40 7½"gutter (.33 Fall)
[56.02] 55.98 7½"gutter (.32 Fall)
[55.66] 55.67 8½"gutter (.39 Fall)
P.T.V.C. 55.14
[55.51]
55.45
[55.40 P.I.]
0.42% ↘
0.723% ↘
0.733% ↘
0.88% ↘
57.53
57.32
P.I. 57.11
56.96
P.I. 56.82
56.69
P.I. 56.48
56.11
55.75
P.I. 55.38
54.94
~~West End Paving~~ Sta 25+46.0
Sta 24+28.9 W. Edge Apex CB
Sta 24+22.8 W.P.C.
Sta 24+17.2 W.P.I.
Magnolia Street
Sta 23+86.8 E.P.I.
~~Sta 23+84.4~~ E.P.C.
Sta 23+80.8
End of Paving Sta. 23+25.0
2284.8 = PC Hor C
15.2
25.2
40.2
8.5
2295.8 = W Edge
8.5
2287.3 = PC Hor
3.7
2224.3
Build new CB 9"gutter →
~~Sta 20+71.3 WRC~~
New P.C. Sta. 20+76.5
Irving Street
25+50
25
+50
24
+50
23
+50
22
+50
21
+50

Jan '14
382-110

03413

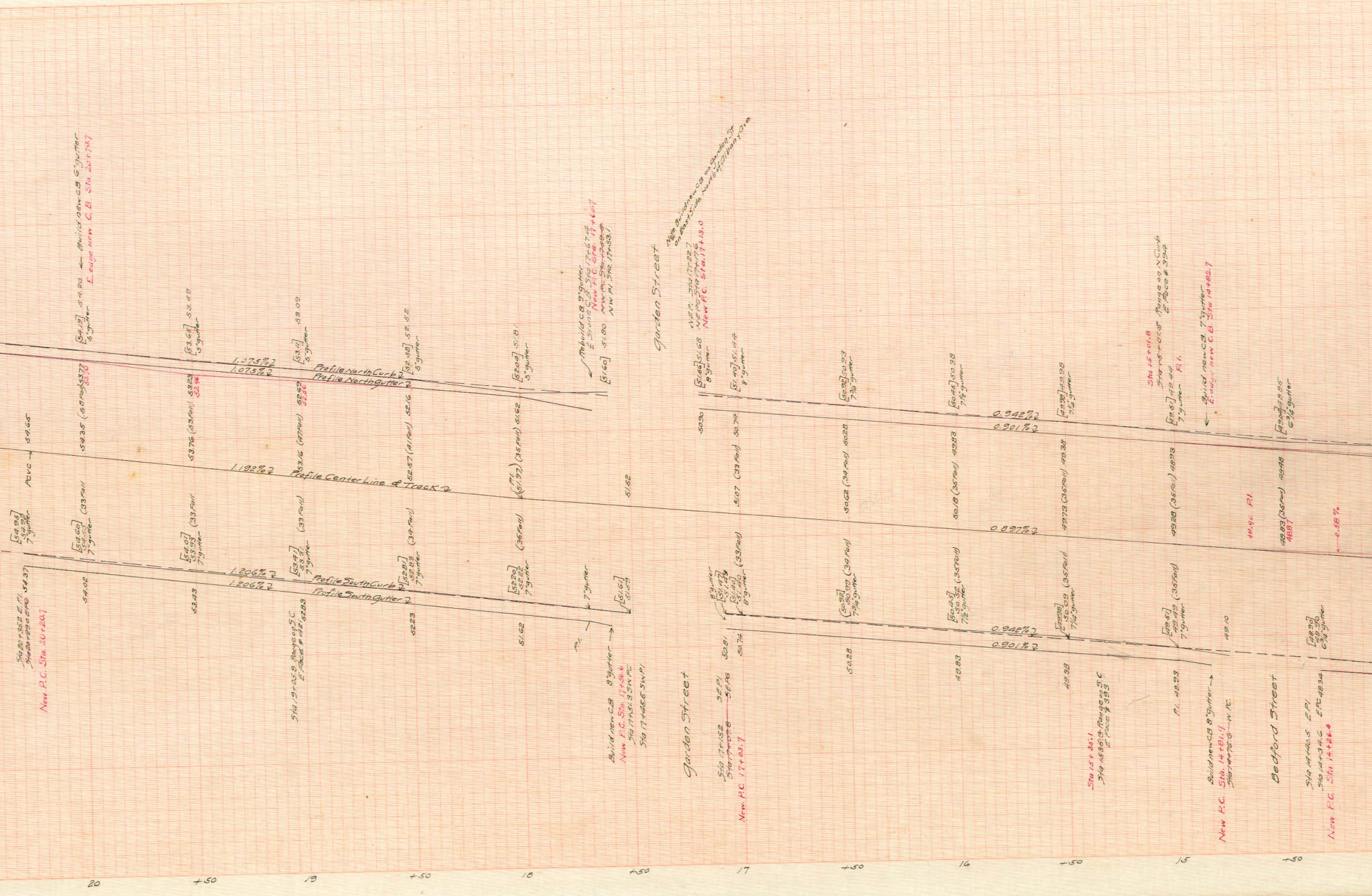
New P.C. Sta. 20+20.7
Sta 20+35.2 E.P.I. 54.37
~~Sta 20+29.0 E.P.C.~~
[54.95] 54.92 7"gutter
P.V.C. → 54.65
[54.60] 54.50 7"gutter (.33 Fall
54.02
54.35 (.58 Fall) 53.77 53.70
[54.19] 5"gutter 54.20 ← Build new CB 6"gutter
E. edge new C.B. Sta. 20+73.7
1.075% ℄
1.075% ℄
Profile North Curb ℄
Profile North Gutter ℄
1.192% ℄
Profile Center Line & Track ℄
1.206% ℄
1.206% ℄
Profile South Curb ℄
Profile South Gutter ℄
[54.01] 53.93 7"gutter (.33 Fall
53.43
53.76 (.53 Fall) 53.23 52.96
[53.65] 5"gutter 53.59
Sta 19+05.8 Range on S.C. E Face # 421 52.83
[53.41] 53.31 7"gutter (.33 Fall)
53.16 (.47 Fall) 52.69 52.56
[53.11] 5"gutter 53.09
52.23
[52.81] 52.93 7"gutter (.34 Fall)
52.57 (.41 Fall) 52.16
[52.58] 5"gutter 52.52
51.62
[52.20] 52.22 7"gutter (.36 Fall)
P.I. (51.97) (.35 Fall) 51.62
[52.04] 5"gutter 51.81
P.I.
7"gutter
Build new CB 8"gutter →
New P.C. Sta. 17+56.6
~~Sta 17+51.3~~ SW PC
Sta 17+45.5 SW PI
[51.61] 51.59
51.62
Rebuild CB 9"gutter
E Stone CB Sta 17+67.4
New P.C. Sta. 17+60.1
~~NW PC Sta. 17+62.8~~
NW PI Sta. 17+53.1
[51.60] 51.80
Garden Street
Garden Street
Sta 17+15.2 SE P.I.
~~Sta 17+07.8 SE P.C.~~
New P.C. 17+03.7
50.81
8"gutter [51.47] 51.49
[51.40] 51.40 8"gutter (.33 Fall)
50.74
NE P.I. Sta 17+22.7
NE PC Sta 17+17.6
New P.C. Sta. 17+13.0
Note Build new CB on Garden St on East Side North of Albany Ave.
[51.56] 51.68 8"gutter
50.90
51.07 (.33 Fall) 50.74
[51.40] 51.47 8"gutter
50.28
[50.92] 50.99 7¾"gutter (.34 Fall)
50.62 (.34 Fall) 50.28
[50.92] 50.93 7¾"gutter
49.83
[50.45] 50.52 7½"gutter (.35 Fall)
50.18 (.35 Fall) 49.83
[50.45] 50.38 7½"gutter
0.942% ℄
0.901% ℄
0.897% ℄
0.942% ℄
0.901% ℄
49.38
[49.98] 50.09 7¼"gutter (.35 Fall)
49.73 (.35 Fall) 49.38
[49.98] 49.98 7¼"gutter
Sta 15+35.1
Sta 15+35.3 Range on S.C. E Face # 393
P.I. 48.93
[49.51] 49.49 7"gutter (.35 Fall)
49.28 (.35 Fall) 48.93
[49.51] 49.44 7"gutter P.I.
Sta 15+01.8
Sta 15+01.5 Range on N Curb E Face # 394
Build new CB 8"gutter →
New P.C. Sta. 14+81.9
~~Sta 14+76.6~~ W.P.C.
49.10
Build new CB 7"gutter
E. edge new C.B. Sta 14+82.7
48.96 P.I.
Bedford Street
Sta 14+40.5 E.P.I.
Sta 14+34.6 E.P.C. 48.34
New P.C. Sta 14+26.4
[48.90] 48.90 6¾"gutter
48.83 (.35 Fall) 48.48 48.87
[49.00] 48.95 6¾"gutter
0.58%
20
+50
19
+50
18
+50
17
+50
16
+50
15
+50

ALBANY AVENUE
EAST STREET TO MAGNOLIA STREET
CURB AND PAVING GRADES

HOR. SCALE 1" = 20'
VER. SCALE 1" = 2'
Stations measured on South Curb Line
New Curb Elevations inclosed in Brackets

Department of Engineering
Hartford Conn.
Jan. 1914

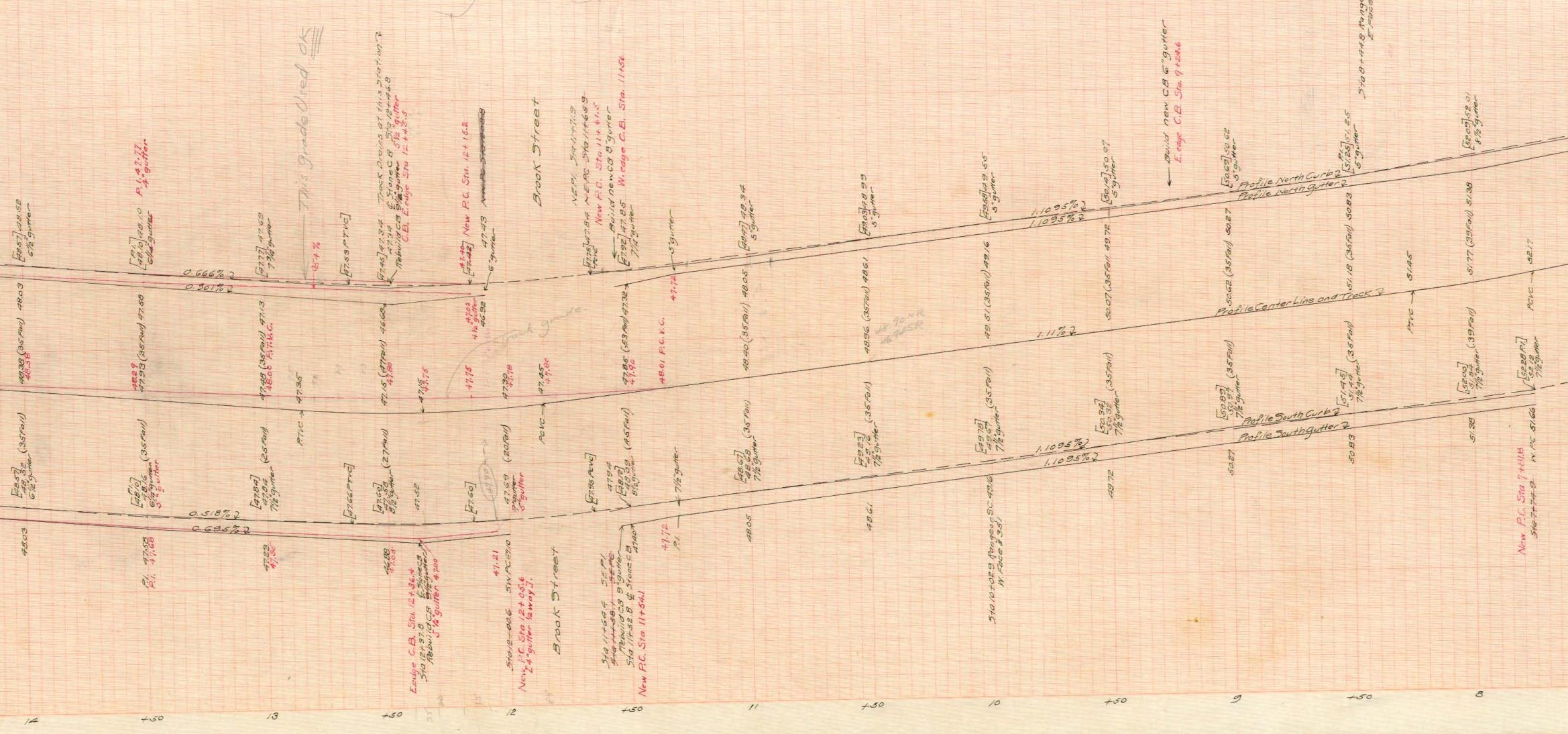

This Grade Used OK
[48.57] 48.52 6½" gutter
[P.I. 48.10] 48.10 6¼" gutter
P.I. 47.77 4" gutter
[47.77] 47.69 7¾" gutter
[47.53 P.T.V.C.]
.054%
[47.45] 47.34 Track Drains at this Station
47.34 E Stone C.B. Sta. 12+46.8
Rebuild C.B. 9½" gutter 5½" gutter
C.B. E. edge Sta. 12+43.5
[47.40 / 47.42] New P.C. Sta. 12+15.2
47.43 6" gutter
~~New P.C. Sta. 12+08.8~~
Brook Street
0.666% ℄
0.901% ℄
48.38 (35 Fall) 48.03
48.58
48.29
47.93 (35 Fall) 47.58
47.48 (35 Fall) 47.13
48.08 P.T.V.C.
47.35
47.15 (47 Fall) 46.68
47.80
47.15 / 47.75
47.75
47.03 4½" gutter 46.92
Track grade
47.30 / 47.78
47.45 / 47.80
P.T.V.C.
P.C.V.C.
[48.57] 48.32 6½" gutter (35 Fall)
[P.I. 48.10] 48.16 6¼" gutter 5¼" gutter (35 Fall)
[47.84] 47.84 7½" gutter (25 Fall)
[47.66 P.T.V.C.]
[47.60] 47.58 8½" gutter (27 Fall)
47.52
[47.60]
47.90
47.69 7" gutter 5" gutter (20 Fall)
0.518% ℄
0.695% ℄
48.03
P.I. 47.58
P.I. 47.68
47.23
47.58
46.88
47.05
Edge C.B. Sta. 12+36.4
Sta. 12+37.8 E Stone C.B.
Rebuild C.B. 9½" gutter
5½" gutter 47.00
47.21
Sta. 12+00.6 S.W. P.C. 49.10
New P.C. Sta. 12+05.6
I 4" gutter ½ way I.
Brook Street
N.E. P.I. Sta. 11+71.9
[47.75 P.C.V.C.] 47.84 N.E. P.C. Sta. 11+65.9
New P.C. Sta. 11+61.5
Build new C.B. 8" gutter
[47.92] 47.85 7¼" gutter
W. edge C.B. Sta. 11+56
5" gutter
47.85 (53 Fall) 47.32
47.90
48.01 P.C.V.C.
47.72
[48.47] 48.34 5" gutter
48.40 (35 Fall) 48.05
[49.03] 48.99 5" gutter
48.96 (35 Fall) 48.61
48.90 N.R.
46.94 S.R.
[49.58] 49.55 5" gutter
49.51 (35 Fall) 49.16
[47.95 P.C.V.C.]
47.94
[48.12] 48.09 8½" gutter (45 Fall)
7½" gutter
[48.67] 48.68 7½" gutter (35 Fall)
[49.23] 49.16 7½" gutter (35 Fall)
[49.78] 49.67 7½" gutter (35 Fall)
Sta. 11+64.4 S.E. P.I.
~~Sta. 11+58.1 S.E. P.C.~~
Rebuild C.B. 9" gutter
Sta. 11+52.8 E Stone C.B. 47.40
New P.C. Sta. 11+54.1
47.72 P.I.
48.05
48.61
Sta. 10+02.9 Range S.C. 49.16
W. Face #351
1.1095% ℄
1.1095% ℄
[50.14] 50.07 5" gutter
50.07 (35 Fall) 49.72
1.11% ℄
[50.34] 50.32 7½" gutter (35 Fall)
49.72
Build new C.B. 6" gutter
E. edge C.B. Sta. 9+24.6
[50.69] 50.62 5" gutter
Profile North Curb ℄
Profile North Gutter ℄
50.62 (35 Fall) 50.27
Profile Center Line and Track ℄
[50.89] 50.57 7½" gutter (35 Fall)
Profile South Curb ℄
Profile South Gutter ℄
50.27
1.1095% ℄
1.1095% ℄
Sta. 8+44.8 Range on N.C.
E Face #340
[P.I. 51.25] 51.25 5" gutter
51.18 (35 Fall) 50.83
P.V.C.
51.45
[51.45] 51.44 7½" gutter (35 Fall)
50.83
[52.09] 52.01 8½" gutter
51.77 (39 Fall) 51.38
[52.00] 51.84 7½" gutter (39 Fall)
51.38
P.C.V.C.
52.17
[52.28 P.I.] 52.12 7½" gutter
New P.C. Sta. 7+81.8
Sta. 7+74.9 W. P.C. 51.66
14
+50
13
+50
12
+50
11
+50
10
+50
9
+50
8

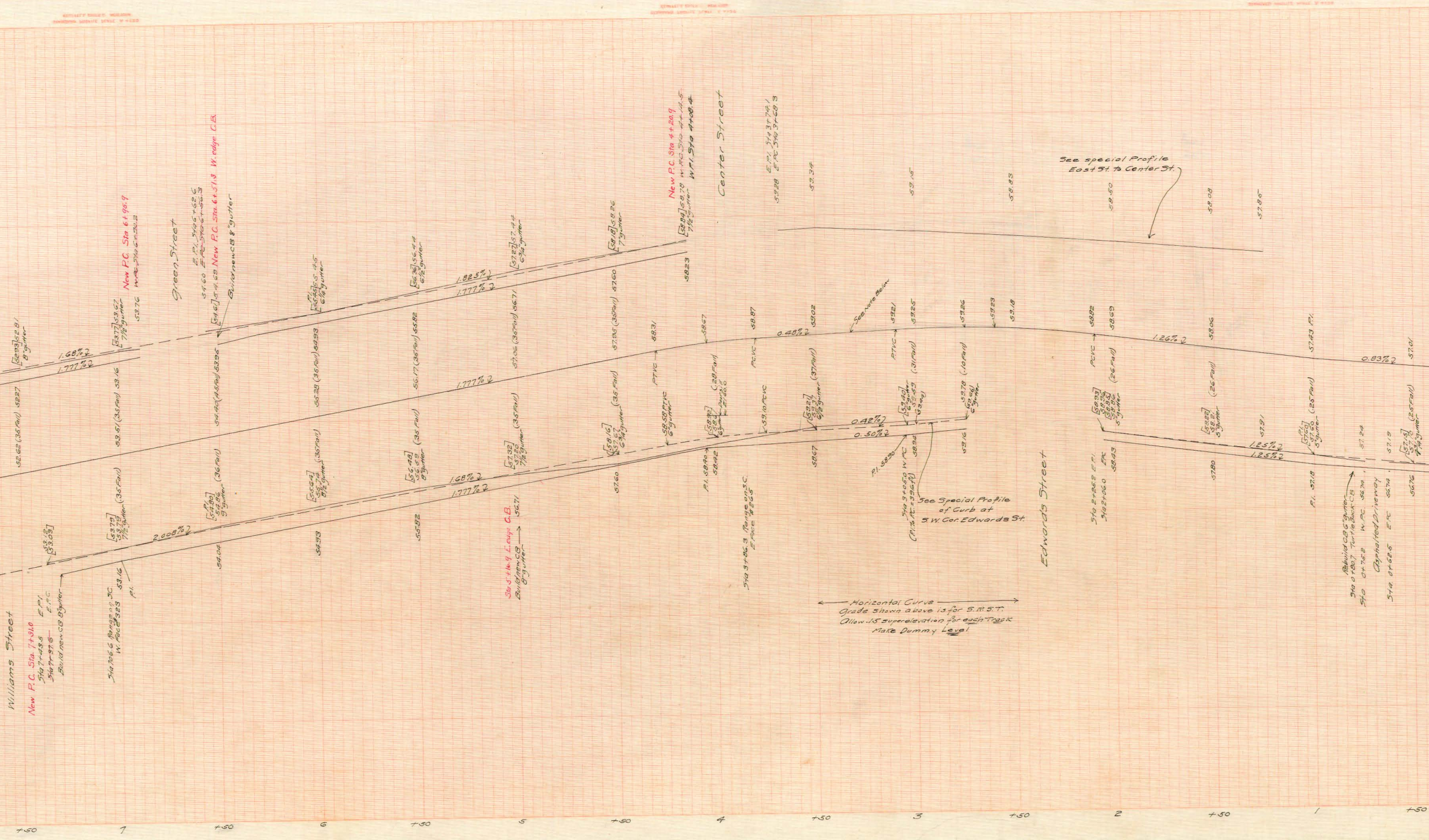
Williams Street
New P.C. Sta. 7+31.0
Sta 7+43.5 E.P.I.
~~Sta 7+37.6~~ E.P.C.
Build new CB 8"gutter
Sta 706.6 Range on S.C. W. Face 323
53.16
P.I.
52.93 52.81 8"gutter
1.68% 2
1.777% 2
52.62 (.35 Fall) 52.27
53.12 53.03
53.79 53.79 7½"gutter (.35 Fall)
2.008% 2
53.77 53.67 7½"gutter
53.51 (.35 Fall) 53.16
New P.C. Sta 6+95.9
~~W.P.C. Sta 6+90.2~~
53.76
Green Street
E.P.I. Sta 6+62.6
~~E.P.C. Sta 6+56.3~~
54.60
54.69 New P.C. Sta. 6+51.3 W. edge C.B.
Build new CB 8"gutter
54.61
54.40 (.45 Fall) 53.95
P.I. 54.80 54.86 9"gutter (.36 Fall)
54.04
P.I. 55.45 55.45 6¼"gutter
55.28 (.35 Fall) 54.93
55.64 55.74 8½"gutter (.35 Fall)
54.93
56.36 56.44 6½"gutter
1.825% 2
1.777% 2
56.17 (.35 Fall) 55.82
56.48 56.59 8"gutter (.35 Fall)
55.82
1.68% 2
1.777% 2
57.27 57.47 6¾"gutter
57.06 (.35 Fall) 56.71
57.32 57.20 7½"gutter (.35 Fall)
Sta 5+16.9 E. edge C.B.
Build new CB 8"gutter
56.71
58.18 58.26 7"gutter
57.95 (.35 Fall) 57.60
58.16 57.67 6¾"gutter (.35 Fall)
57.60
P.T.V.C.
58.31
58.58 P.T.V.C. 6"gutter
New P.C. Sta 4+20.9
58.84 58.78 7½"gutter
W.P.C. Sta 4+14.5
W.P.I. Sta 4+08.4
58.23
58.67
58.92 58.6 6"gutter
(.28 Fall)
Door Sill E1 60.0
P.I. 58.90
58.42
Center Street
E.P.I. Sta 3+74.1
E.P.C. Sta 3+68.3
59.28
P.C.V.C.
58.87
59.10 P.C.V.C.
Sta 3+86.3 Range on S.C. E. Face #265
59.34
0.48% 2
59.02
See Note Below
59.21 59.37 6½"gutter (.37 Fall)
0.42% 2
0.50% 2
58.67
P.T.V.C.
59.21
59.15
59.25
59.40 6"gutter 59.59 (59.49)
(.31 Fall)
P.I. 58.90
Sta 3+05.0 W.P.C.
(P.I. to P.C. = 39.6 ft)
58.94
59.26
59.78 (59.66) 6"gutter (.10 Fall)
59.16
59.23
58.83
59.18
Edwards Street
See special Profile
East St. to Center St.
58.50
P.C.V.C.
58.82
58.93 58.96 58.85 58.86 5"gutter
58.69
(.26 Fall)
Sta 2+25.2 E.P.I.
Sta 2+06.0 E.P.C.
58.43
1.26% 2
58.08
58.06
58.22 58.21 5"gutter (.26 Fall)
57.80
57.85
57.91
1.25% 2
1.25% 2
57.43 P.I.
P.I. 57.60 57.60 5"gutter (.25 Fall)
P.I. 57.18
0.83% 2
57.24
Rebuild CB 6"gutter
Sta 0+80.7 Turtle Back CB
Sta 0+75.2 W.P.C. 56.74
Asphalted Driveway
57.19
Sta 0+62.5 E.P.C. 56.74
57.01
57.15 57.10 7¾"gutter (.25 Fall)
56.76
+50
7
+50
6
+50
5
+50
4
+50
3
+50
2
+50
1
+50

See Special Profile of Curb at S.W. Cor. Edwards St.

← Horizontal Curve →
Grade shown above is for S.R.S.T.
Allow .15 superelevation for each Track
Make Dummy Level

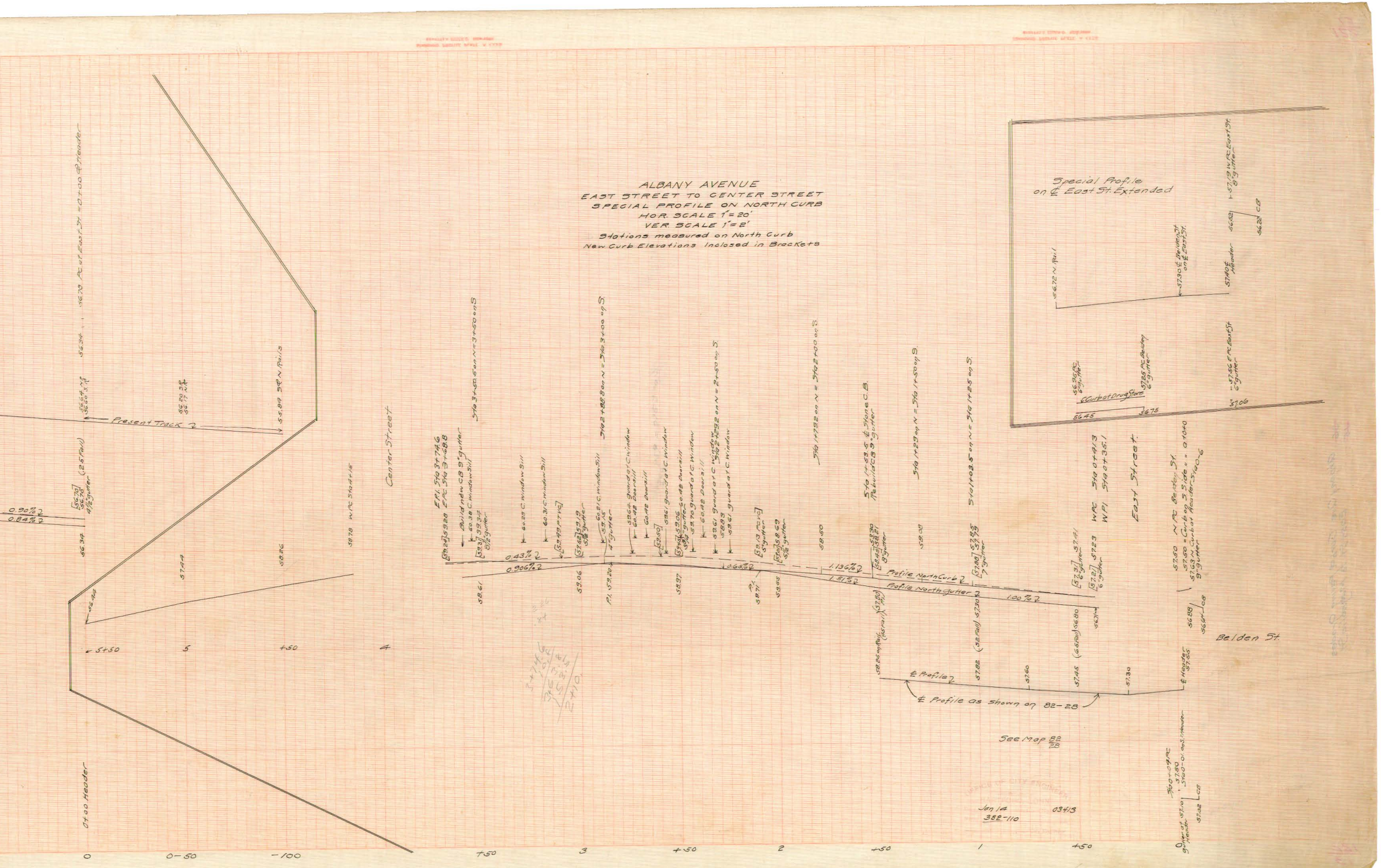

ALBANY AVENUE
EAST STREET TO CENTER STREET
SPECIAL PROFILE ON NORTH CURB
HOR. SCALE 1" = 20'
VER. SCALE 1" = 2'
Stations measured on North Curb
New Curb Elevations Inclosed in Brackets

See Map 82/28

Jan 14
382-110
03413

Special Profile
on ℄ East St. Extended
℄ Curb at Drug Store
Present Track
Center Street
East Street
Belden St.
Profile North Curb
Profile North Gutter
℄ Profile
℄ Profile as shown on 82-28
0.90%
0.84%
0.43%
0.906%
0.66%
1.136%
1.51%
1.00%
5+50
5
+50
4
0+00 Header
0
0-50
-100
+50
3
+50
2
+50
1
+50
0