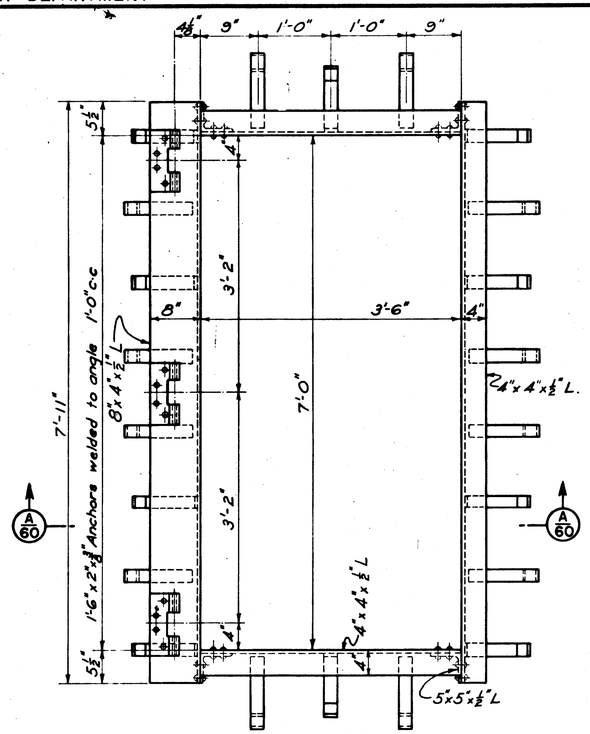

ELEVATION

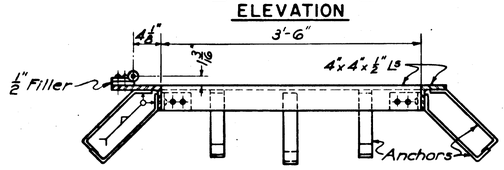

SECTION A/60

DOOR FRAME

STR. STL. 1 REQ'D.

SCALE: 1" = 1'-0"

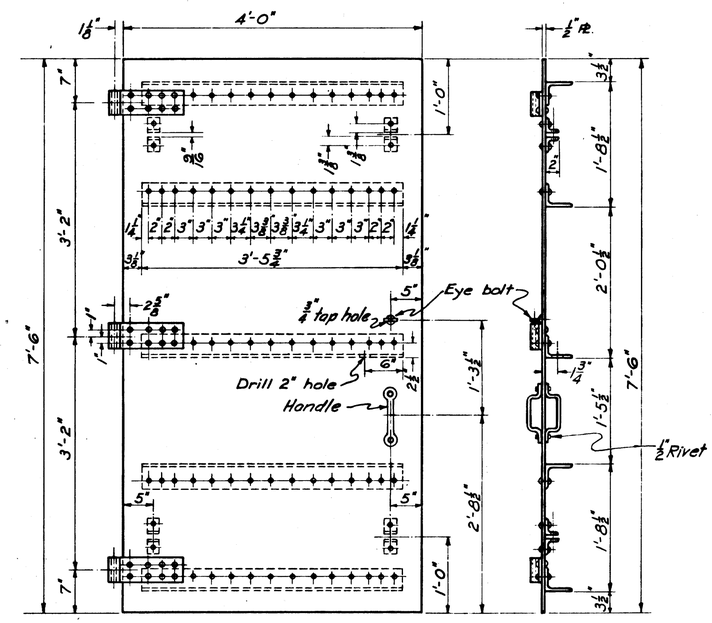

DOOR

STR. STL. 1 REQ'D.

SCALE: 1" = 1'-0"

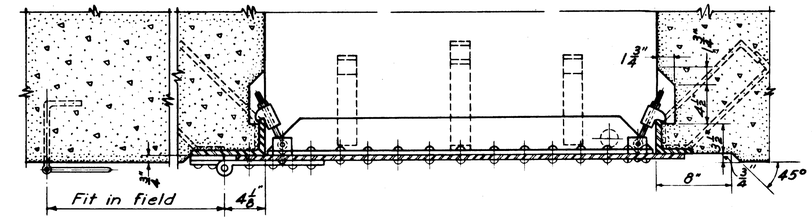

SECTION THRU DOOR ASSEMBLY

SCALE: 1½" = 1'-0"

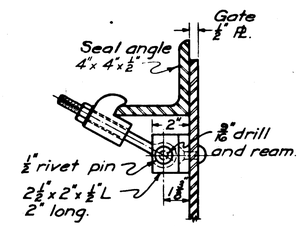

DOOR CLAMP ASSEMBLY

4 REQ'D.

SCALE: 3" = 1'-0"

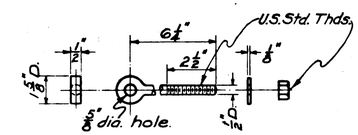

EYEBOLT, WASHER & NUT

STEEL BOLT & WASHER 4 REQ'D.

BRONZE NUT 4 REQ'D.

SCALE: 3" = 1'-0"

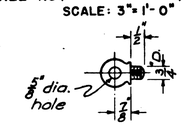

SHOULDER EYEBOLT

STEEL U.S.S. TH'D. 1 REQ'D.

SCALE: 3" = 1'-0"

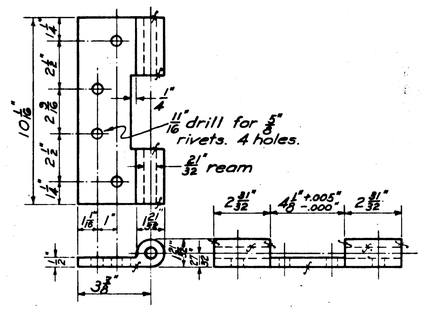

FRAME HINGE

CAST STL. 3 REQ'D.

SCALE: 3" = 1'-0"



DOOR

STR. STL. 1 REQ'D.

SCALE: 1" = 1'-0"

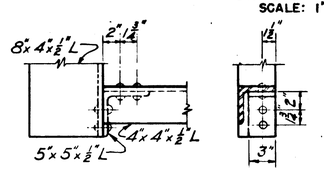

CORNER CONSTRUCTION OF FRAME

SCALE: 1½" = 1'-0"

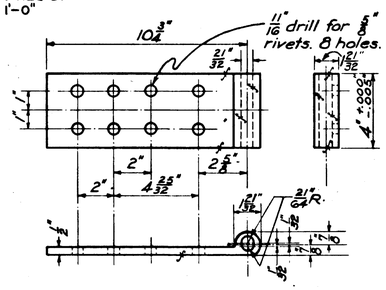

DOOR HINGE

CAST STL. 3 REQ'D.

SCALE: 3" = 1'-0"

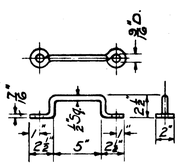

HANDLE

STR. STL. 2 REQ'D.

SCALE: 1½" = 1'-0"

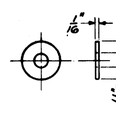

HINGE WASHER

BRONZE 6 REQ'D.

SCALE: 3" = 1'-0"

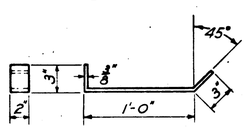

ANCHOR

STR. STL. 22 REQ'D.

SCALE: 1½" = 1'-0"

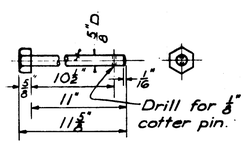

HINGE PIN

BRONZE 3 REQ'D.

SCALE: 3" = 1'-0"

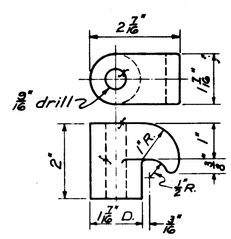

DOOR CLAMP

CAST STL. 4 REQ'D.

SCALE: 6" = 1'-0"

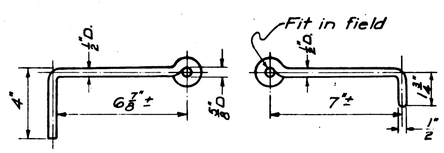

RIVET EYE BOLT & HOOK

STEEL (GALV.) 1 REQ'D.

SCALE: 3" = 1'-0"

ITEMS NOT DETAILED

ITEM	DESCRIPTION	MAT'L.	AM'T.
Filler plate	3⅞" x 10 1/16" x ½"	Str. Stl.	3
Cotter pin	⅛" dia. x 1¼" long	Stl.	3
Rivet pin	½" x 2½"	Stl.	4

DATE	REVISION	REV.BY	CK.BY	AP.BY
12-31-45	As Built			

NOTES

All rivets to be ½" except as noted.
Holes shall be drilled 9/16" for ½" rivets.
All hinge rivets shall be ⅝" dia.
This door will be paid for under Item No. 41.
Total weight of door and appurtenances is 1380 lbs.

△6 THIS SHEET ADDED AS OF CHANGE ORDER NO. 7.

CONNECTICUT RIVER FLOOD CONTROL

HARTFORD DIKE

RIVERFRONT, MORGAN ST. TO STA. 96+73

BULKHEAD DOOR DETAILS

STA. 80+64

CONNECTICUT RIVER — CONNECTICUT

IN 135 SHEETS — SCALE: 1 IN. = 1 FT. — SHEET NO. 59A

U.S. ENGINEER OFFICE, PROVIDENCE, R.I. — JUNE 1941

SUBMITTED: HEAD, DESIGN SECTION ENGINEER — APPROVAL RECOMMENDED: PRINCIPAL ENGINEER, CHIEF, ENGINEERING DIV. — APPROVED: LT. COL., CORPS OF ENGINEERS, DISTRICT ENGINEER

DESIGNED: ASSOC. ENGINEER — DRAWN BY: O.F. TRACED BY: D.B.S. CHECKED BY: J.M. — FISCAL YEAR 1940 — FILE NO. CT-4-2968