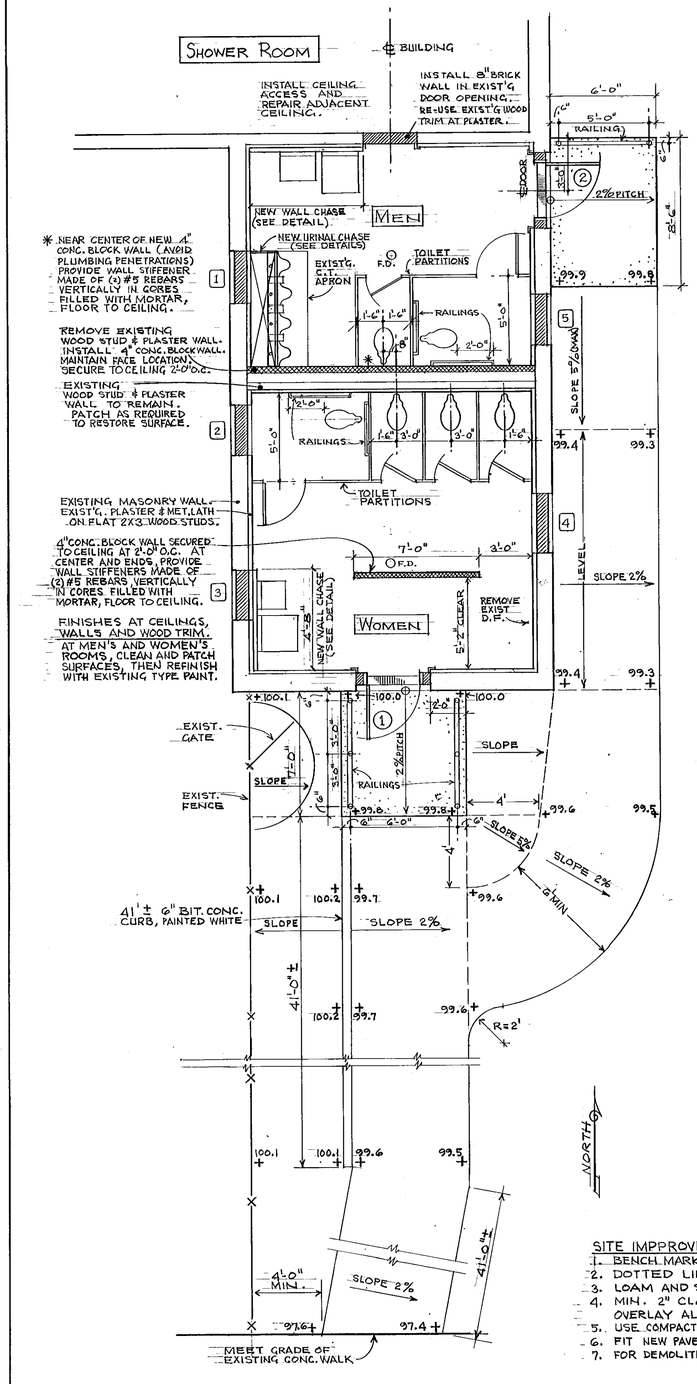

BUILDING PLAN AND SITE IMPROVEMENTS PLAN SCALE: 1/4"=1'-0"

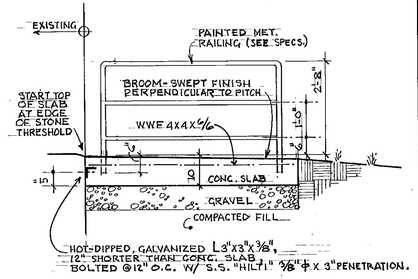

TYPICAL SECTION AT CONC. SLAB SCALE: 1/2"=1'-0"

SHOWN AT DOOR NO. 2. SIMILAR AT DOOR NO. 1.

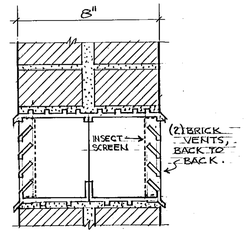

DETAIL AT BRICK VENTS SCALE: 1 1/2"=1'-0"

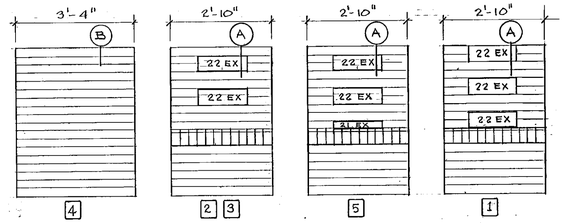

WINDOW ELEVATIONS SCALE: 1/2"=1'-0"

BRICK VENTS: AS MANUFACTURED BY CONSTRUCTION SPECIALTIES, INC. (OR APPROVED EQUAL) CLEAR ANODIZE FINISH. MODEL NUMBERS SHOWN ON "WINDOW ELEVATIONS". MODEL 22 EX (5"X16 3/8") = 34.40 SQ.IN. FREE AREA. MODEL 21 EX (2 1/2"X16 3/8") = 11.76 SQ.IN. FREE AREA.

DEMOLITION: REMOVE ALL EXIST'G. WOOD SASH. SAVE AND RE-USE EXIST'G. INTERIOR WOOD TRIM.

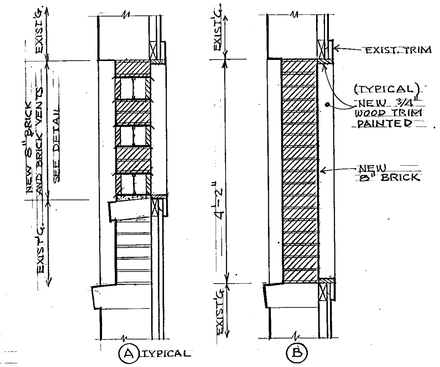

WINDOW SECTIONS SCALE: 3/4"=1'-0"

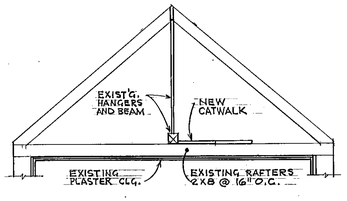

SECTION AT ATTIC SCALE: 1/4"=1'-0"

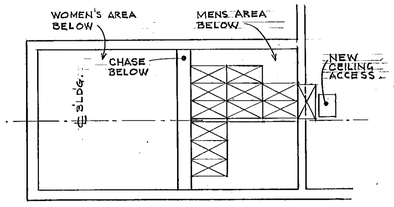

ON TOP OF RAFTERS, PROVIDE A CATWALK COMPOSED OF (12) PANELS OF PLYWOOD, 1/2" THICK X 2'-0" X 4'-0". NAIL IN PLACE. USE DISCRETION IN LOCATING PANELS TO FACILITATE MAINTENANCE OF REMOTE FLUSH VALVES.

PLAN AT NEW CATWALK FOR ATTIC SCALE: 1/8"=1'-0"

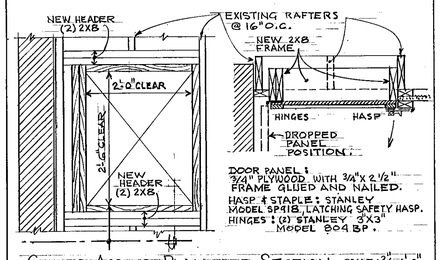

DOOR PANEL: 3/4" PLYWOOD WITH 3/4"X 2 1/2" FRAME GLUED AND NAILED.
HASP & STAPLE: STANLEY MODEL SP418, LATCHING SAFETY HASP.
HINGES: (2) STANLEY 3"X3" MODEL 804 BP.

CEILING ACCESS PLAN AND SECTION SCALE: 3/4"=1'-0"

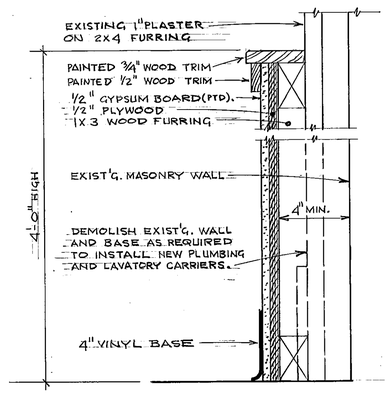

NEW WALL CHASE AT LAVATORIES SCALE: 3"=1'-0"

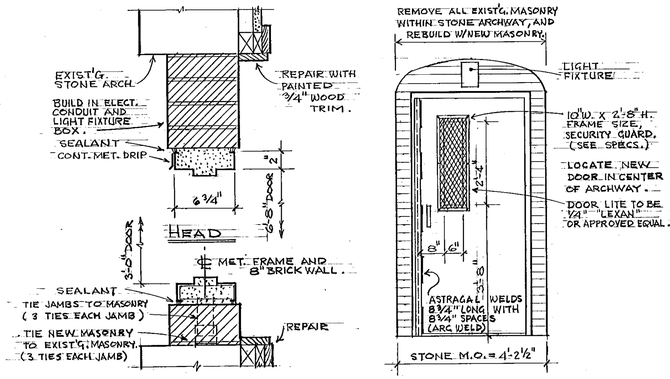

JAMB SCALE: 1 1/2"=1'-0"
DOOR DETAILS
ELEVATION SCALE: 1 1/2"=1'-0"
DOOR NO. 2 SHOWN.
DOOR NO. 1 OPPOSITE HAND.

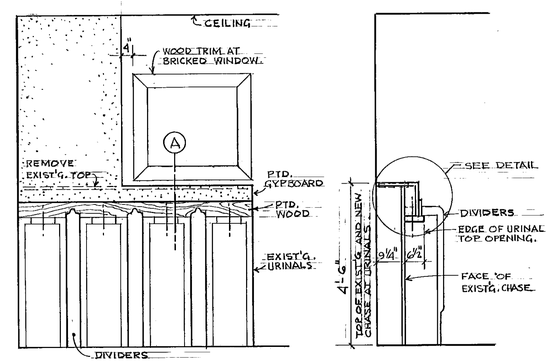

ELEVATION OF URINAL CHASE SCALE: 1/2"=1'-0" SECTION "A"

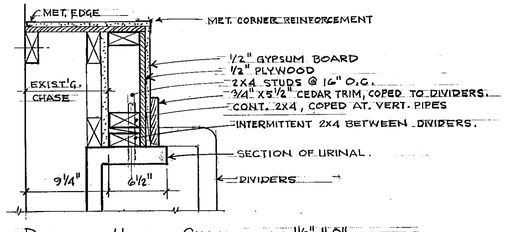

DETAIL AT URINAL CHASE SCALE: 1 1/2"=1'-0"

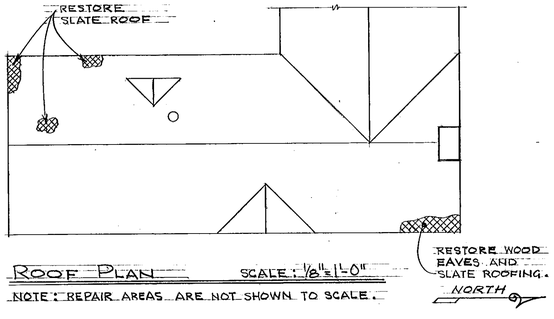

ROOF PLAN SCALE: 1/8"=1'-0"

NOTE: REPAIR AREAS ARE NOT SHOWN TO SCALE.

SITE IMPPROVEMENT NOTES:

1. BENCH MARK (100.0) IS EDGE OF EXISTING STONE THRESHOLD.
2. DOTTED LINE INDICATES CHANGES IN GRADE.
3. LOAM AND SEED EXISTING GRASS AREA DISTURBED DURING CONSTRUCTION.
4. MIN. 2" CLASS I BITUMINOUS CONCRETE. OVERLAY ALL AREAS OVER 8" PROCESSED STONE.
5. USE COMPACTED PROCESSED STONE FOR SUBBASE TO MEET PROPOSED GRADES.
6. FIT NEW PAVEMENT OVER EXISTING PAVEMENT WHERE POSSIBLE.
7. FOR DEMOLITION, SEE SPECIFICATIONS.

PROJECT LOCATION
ENTER FROM WETHERSFIELD AVENUE, OPPOSITE MORRIS STREET. PUBLIC RESTROOMS ARE IN BUILDING WING, EAST OF SWIMMING POOL.

ELECTRICAL WORK
SEE DRAWING E-1.

MECHANICAL WORK
SEE DRAWINGS M-1, M-2.

CITY OF HARTFORD, CONNECTICUT
DEPARTMENT OF PUBLIC WORKS
FACILITIES SERVICES BUREAU

HARTFORD PARKS REHABILITATION II E 83-31
(UPARR PROJECT)

COLT PARK REST ROOMS AND SITE IMPROVEMENTS

SUBMITTED	APPROVED	APPROVED
H. McAuliffe	J.R. Byrne, CITY ARCHITECT	George E. Hopkins, CITY ENGR.
DRAWN McAULIFFE	DAYBOOK NO. 010858-L	
CHECKED EJM	DATE AUG. 19, 1983	DRAWING NO. A-1
SCALE AS SHOWN		