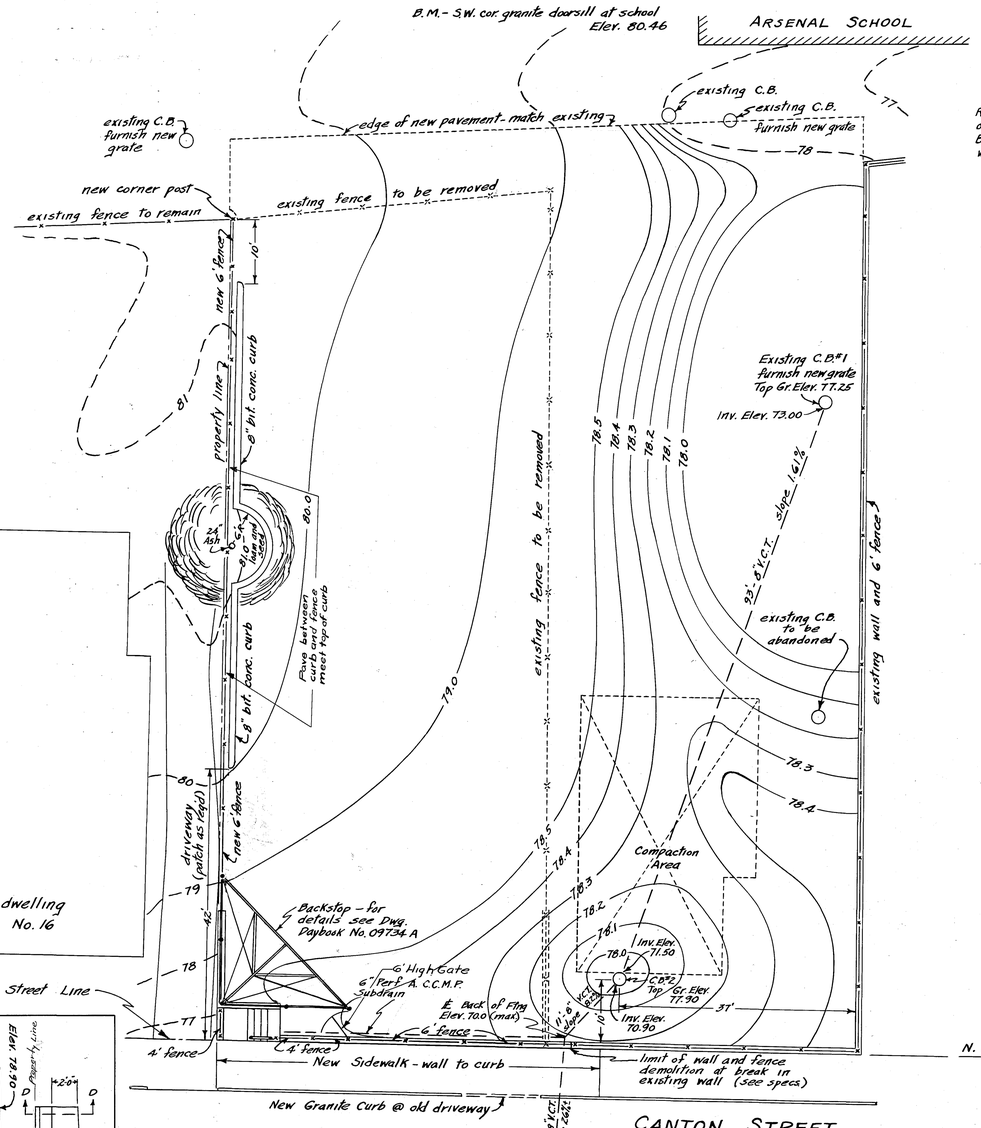

SITE PLAN
Scale 1"=10'-0"

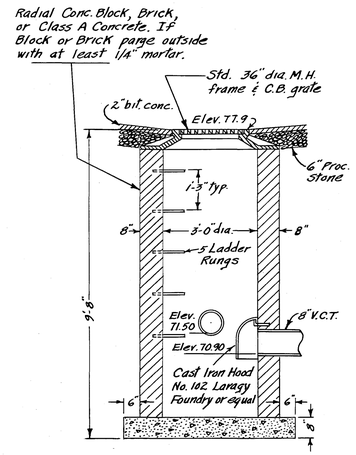

DETAIL C.B.#2
Scale 1"=2'-0"

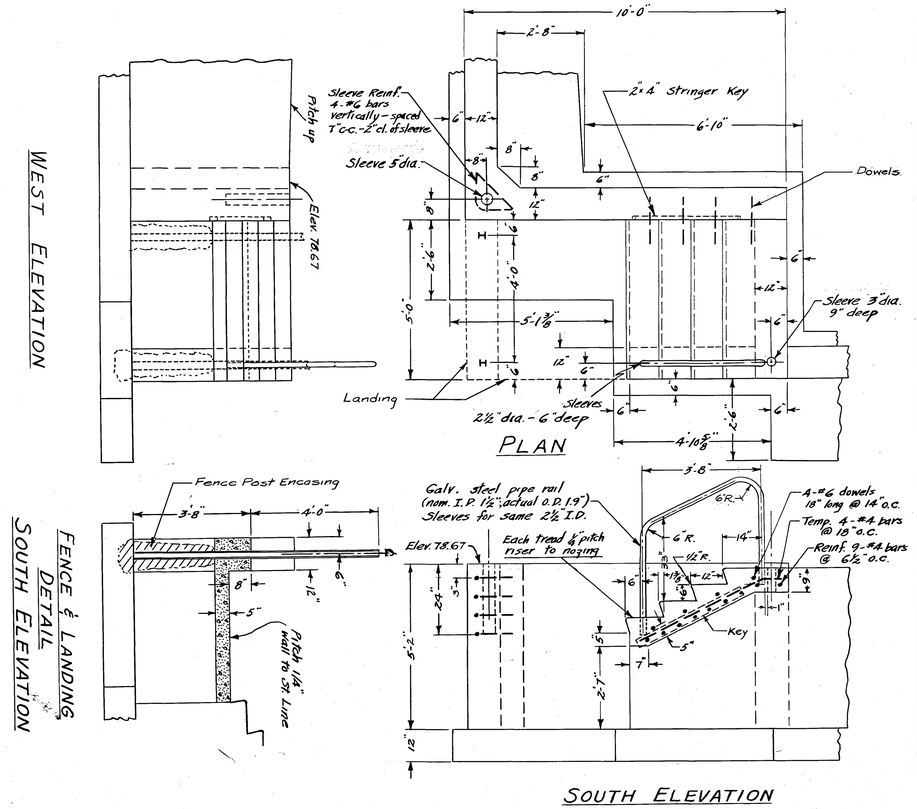

Note: For Wall Addition See Playbook No. 09792

Notes:
1. All hooks and bends in steel to be to 1½" inside radius.
2. All bar laps to be a minimum of 20 diameters.
3. Concrete cover for reinf. steel to be 2" throughout.

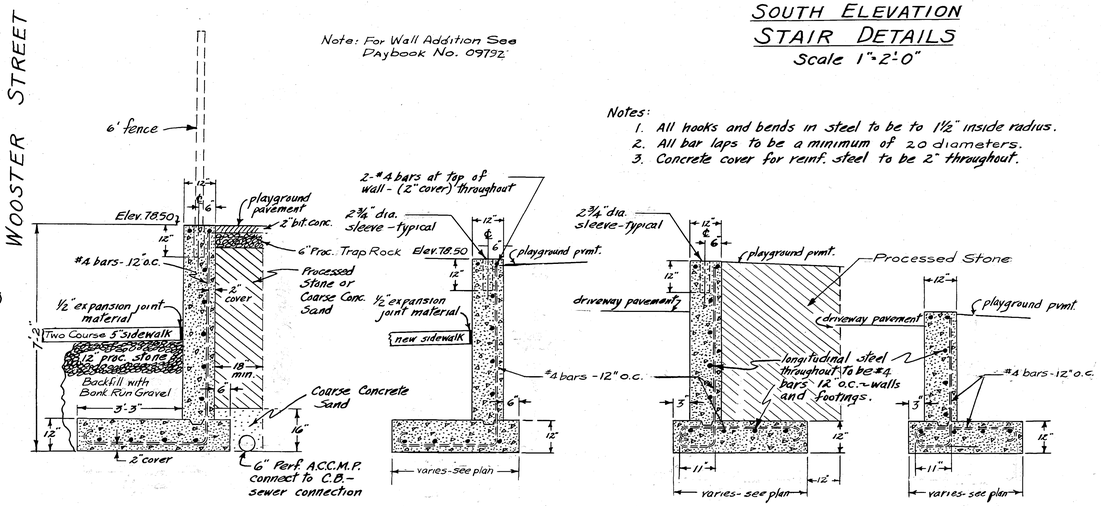

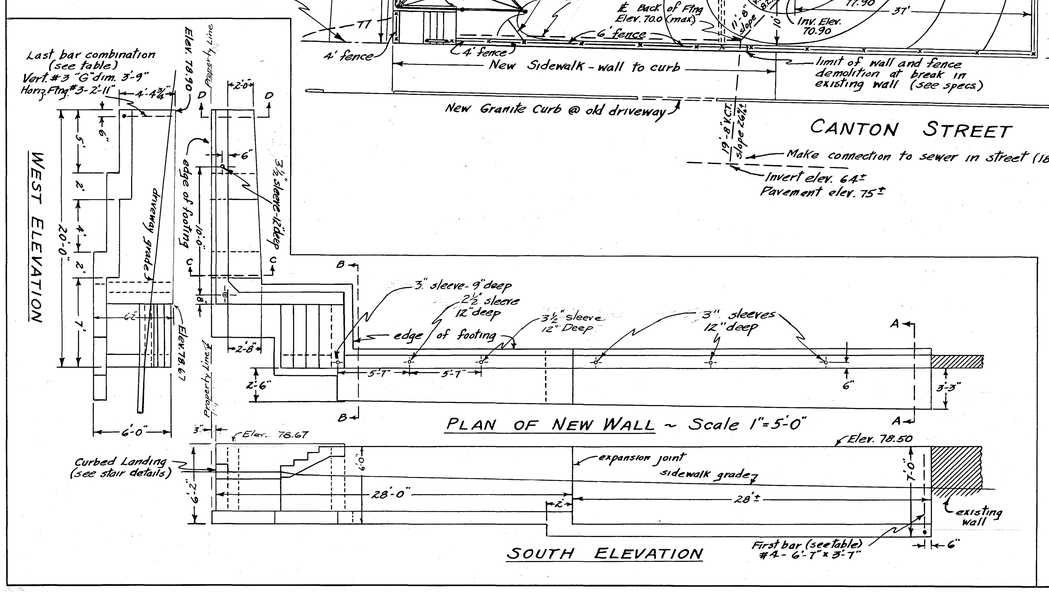

Notes:
1. All exterior concrete corners, which will be exposed on completion of wall and stairs, are to be chamfered 1/2"
2. Existing contours to remain are shown by dashed line.
3. Unless shown otherwise, sleeve spacing in the new wall for the new fence posts is to be 9'-0" o.c.

~~WALL REINF STEEL~~

~~Placement of steel and this table progress from Section A-A to Section D-D~~

Quantity	Bar Size	"E" dim.	"F" dim.	Alternate with	Quantity	Bar Size	"E" dim.	"F" dim.	Spacing
6	#4	6'-7"	3'-7"	do	5	#4	3'-6"	3'-7"	14" o.c.
6	#4	3'-6"	3'-4"	do	6	#4	6'-7"	3'-4"	14" o.c.
7	#3	5'-7"	3'-1"			#3	3'-0"	3'-1"	12" o.c.
11	#3	5'-7"	2'-1"			#3	3'-0"	2'-10"	12" o.c.

VOID

Quantity	Bar Size	"G" dim.	~			Size	"H" dim.	~	Spacing
2	#3	5'-6"	~	do	6	#3	3'-4"	~	12" o.c.
6	#3	3'-9"	~	do	6	#3	3'-2"	~	12" o.c.
7	#3	3'-9"	~	do	7	#3	2'-11"	~	12" o.c.

8/8/63 West wall footing and location revised. E.J.P.

CITY OF HARTFORD, CONNECTICUT
DEPARTMENT OF ENGINEERING

ARSENAL SCHOOL
PLAYGROUND IMPROVEMENTS

SUBMITTED	RECOMMENDED	APPROVED
Arnold O. Pickhardt, DIVISION ENGINEER	George E. Hoppe, ASST. CITY ENG.	Peter L. Pierson, CITY ENGINEER

DESIGN R.L.L. DRAWN R.L.L.	DAYBOOK NO. 09734 B	
TRACED R.L.L. CHECK G.E.H.	SCALE AS NOTED	
	DATE OCT. 1962	