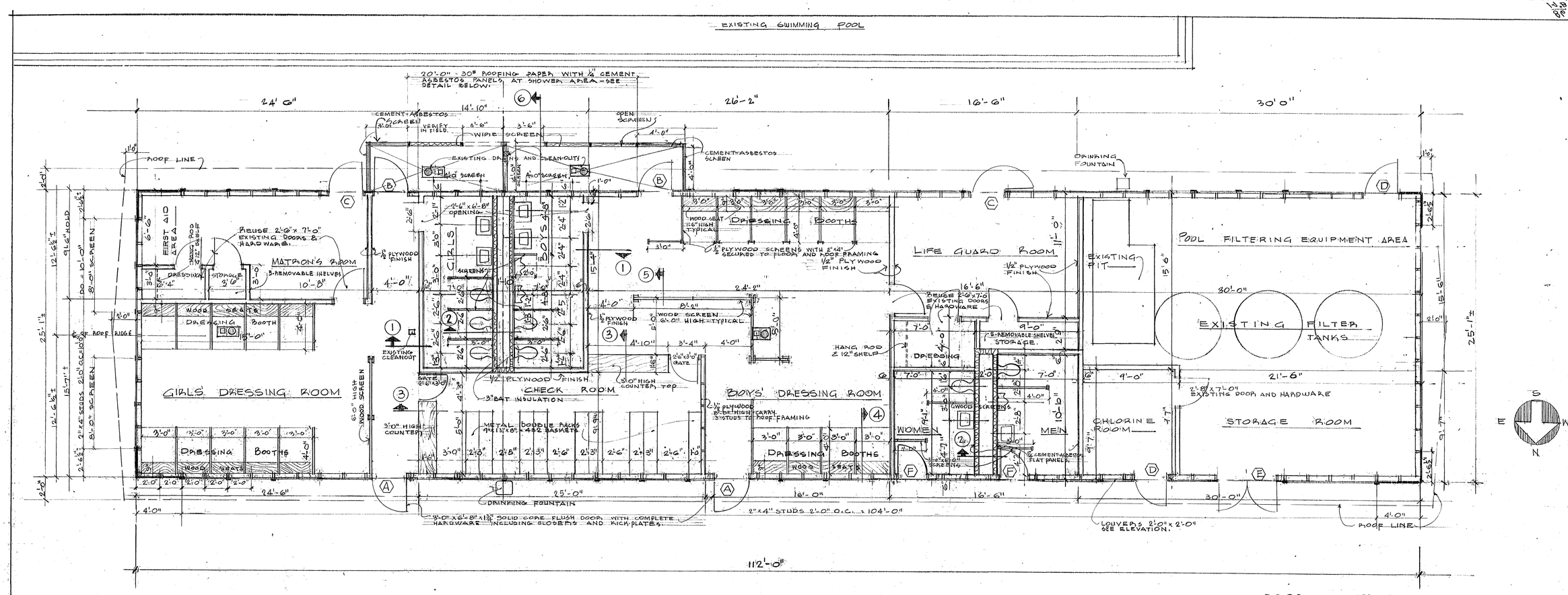

FLOOR PLAN

SCALE 1/4" = 1'-0"

DOOR SCHEDULE

A —	3'-0" x 6'-8" x 1 3/8"	SOLID CORE	FLUSH DOOR,	LOCK SET	CLOSER	KICK PLATE	HINGES
B —	3'-0" x 6'-8" x 1 3/8"	"	"	"	"	—	"
C —	2'-8" x 6'-8" x 1 3/8"	"	"	"	"	—	"
D —	3'-0" x 6'-8" x 1 3/8"	"	"	"	"	—	"
E —	PAIR OF 2'-6" x 6'-8" x 1 3/8"	"	"	"	"	—	"
F —	2'-6" x 6'-8" x 1 3/8"	"	"	"	"	CLOSER	KICK PLATES

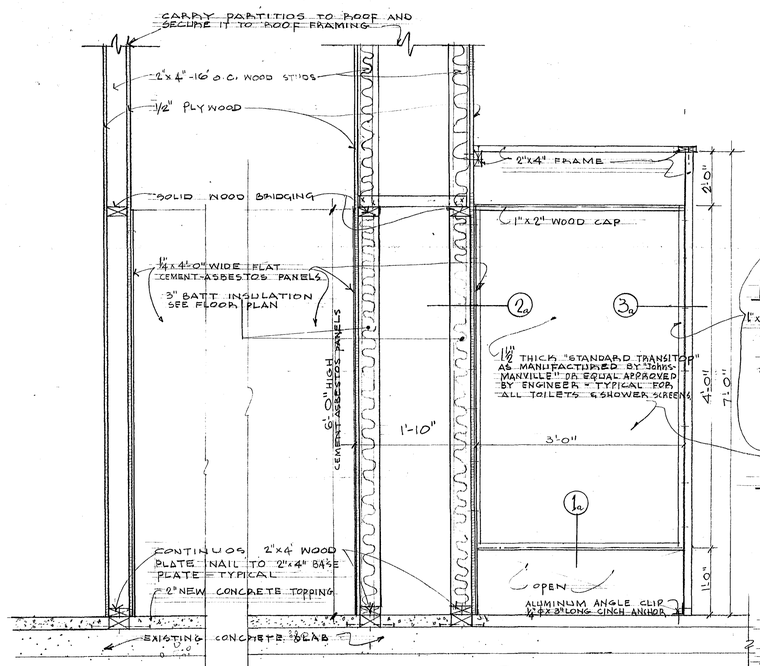

SECTION 1
SCALE 1" = 1'-0"

SECTION 2
SCALE 1" = 1'-0"

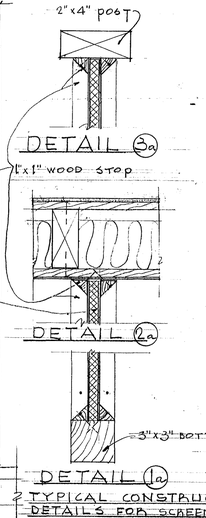

TYPICAL CONSTRUCTION DETAILS FOR SCREENS IN TOILETS AND SHOWERS AREA
SCALE: 3" = 1'-0"

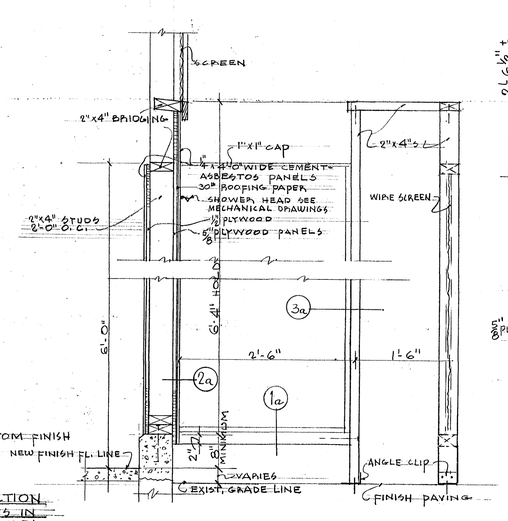

SECTION 6
SCALE: 1" = 1'-0"

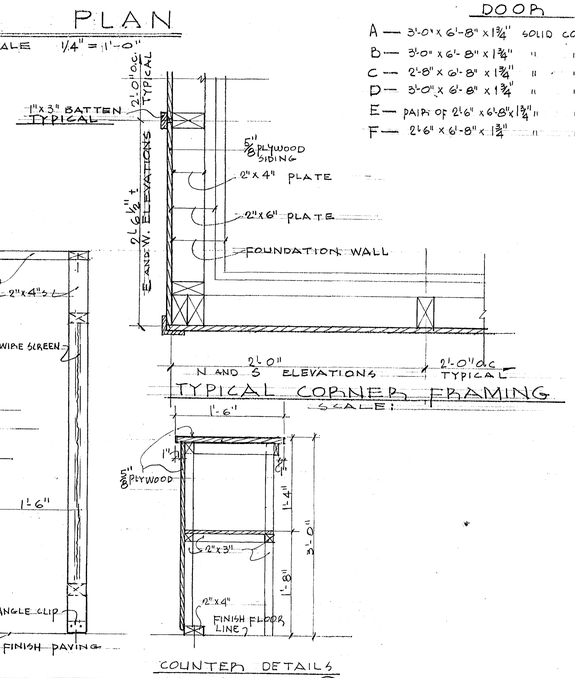

COUNTER DETAILS
SECTION 3
SCALE: 1" = 1'-0"

CITY OF HARTFORD, CONNECTICUT DEPARTMENT OF ENGINEERING		DWG. No.
POPE PARK NEW BATH HOUSE AND SWIMMING POOL REPAIR WORK.		A-2
SUBMITTED John Sorick	RECOMMENDED Dana A. Carlsen CITY ARCHITECT	APPROVED Peter H. Barrows CITY ENGINEER
DESIGN J.G. DRAWN E.F.G. J.G.	DAYBOOK No. 010026-B	
TRACED CHECK J.S.	DATE 4-4-1968	